





EMPLACAMENTO DAS ASSOCIADAS ABEIFA - 2020

VEÍCULOS DE PRODUÇÃO NACIONAL

MARCA/MODELO		jan	fev	mar	abr	mai	jun	jul	ago	set	out	nov	dez	Total
 BMW	Total	497	649	559	181	347	852	1.012	868	923	0	0	0	5.888
	Share	19,70%	22,33%	20,60%	25,71%	41,96%	39,83%	37,15%	31,45%	28,06%				28,60%
SÉRIE 1														0
SÉRIE 3		187	297	288	103	211	486	487	428	542				3.029
X1		201	249	223	52	97	281	410	350	316				2.179
X3		26	22	14	7	13	24	31	30	25				192
X4		54	44	17	3	14	39	65	57	40				333
X5		29	37	17	16	12	22	19	3					155
 CAOA CHERY	Total	1.683	1.922	1.927	422	396	1.035	1.454	1.631	2.184	0	0	0	12.654
	Share	66,71%	66,14%	71,03%	59,94%	47,88%	48,39%	53,38%	59,09%	66,40%				61,47%
CELER														0
CELER SEDAN														0
CIELO HATCH														0
QQ		12	2	2	1	2	1		1	1				22
TIGGO		476	443	403	51	92	431	570	448	402				3.316
TIGGO 5X		887	1.036	1.192	235	156	451	557	662	793				5.969
TIGGO 7		181	290	245	116	131	58	129	132	321				1.603
TIGGO 8									130	330				460
ARRIZO 5		127	151	85	19	15	92	87	68	109				753
ARRIZO 6							2	111	190	228				531
 LAND ROVER	Total	241	231	151	46	39	166	140	133	70	0	0	0	1.217
	Share	9,55%	7,9%	5,6%	6,5%	4,7%	7,8%	5,1%	4,8%	2,1%				5,91%
DEFENDER				1					1					2
EVOQUE			1				1	1	1					4
DISCOVERY SPORT		241	230	150	46	39	165	139	131	70				1.211
RANGE ROVER														0
 SUZUKI	Total	102	104	76	55	45	86	118	128	112	0	0	0	826
	Share	4,04%	3,6%	2,8%	7,8%	5,4%	4,0%	4,3%	4,6%	3,4%				4,01%
JIMNY		102	104	76	55	45	86	118	128	112				826
TOTAL PROD. NACIONAL ...		2.523	2.906	2.713	704	827	2.139	2.724	2.760	3.289	0	0	0	20.585

TOTAL ABEIFA (IMPORTADOS + NACIONAIS)	4.930	5.577	4.805	1.456	1.827	4.690	5.555	5.463	6.123	0	0	0	40.426
---	--------------	--------------	--------------	--------------	--------------	--------------	--------------	--------------	--------------	----------	----------	----------	---------------