





**EMPLACAMENTO DAS ASSOCIADAS ABEIFA - 2021**  
**VEÍCULOS DE PRODUÇÃO NACIONAL**

MARCA/MODELO		jan	fev	mar	abr	mai	jun	jul	ago	set	out	nov	dez	Total
 <b>BMW</b>	<b>Total</b>	481	620	931	0	0	0	0	0	0	0	0	0	2.032
	<b>Share</b>	<b>16,60%</b>	<b>25,68%</b>	<b>24,97%</b>										
SÉRIE 1														0
SÉRIE 3		279	395	622										1.296
X1		152	173	235										560
X3		5	6	3										14
X4		45	46	71										162
X5														0
 <b>CAOA CHERY</b>	<b>Total</b>	2.291	1.648	2.453	0	0	0	0	0	0	0	0	0	6.392
	<b>Share</b>	<b>79,05%</b>	<b>68,27%</b>	<b>65,80%</b>										
CELER														0
CELER SEDAN														0
CIELO HATCH														0
QQ		1												1
TIGGO		420	287	428										1.135
TIGGO 5X		960	642	822										2.424
TIGGO 7		187	73	255										515
TIGGO 8		404	300	623										1.327
ARRIZO 5		116	68	67										251
ARRIZO 6		203	278	258										739
 <b>LAND ROVER</b>	<b>Total</b>	69	109	287	0	0	0	0	0	0	0	0	0	465
	<b>Share</b>	<b>2,38%</b>	<b>4,5%</b>	<b>7,7%</b>										
DEFENDER		5	4											9
EVOQUE														0
DISCOVERY SPORT		64	105	287										456
RANGE ROVER														0
 <b>SUZUKI</b>	<b>Total</b>	57	37	57	0	0	0	0	0	0	0	0	0	151
	<b>Share</b>	<b>1,97%</b>	<b>1,5%</b>	<b>1,5%</b>										
JIMNY		57	37	57										151
<b>TOTAL PROD. NACIONAL ...</b>		<b>2.898</b>	<b>2.414</b>	<b>3.728</b>	<b>0</b>	<b>0</b>	<b>0</b>	<b>0</b>	<b>0</b>	<b>0</b>	<b>0</b>	<b>0</b>	<b>0</b>	<b>9.040</b>

<b>TOTAL ABEIFA</b> (IMPORTADOS + NACIONAIS)	<b>4.908</b>	<b>4.258</b>	<b>5.887</b>	<b>0</b>	<b>0</b>	<b>0</b>	<b>0</b>	<b>0</b>	<b>0</b>	<b>0</b>	<b>0</b>	<b>0</b>	<b>0</b>	<b>15.053</b>
---	--------------	--------------	--------------	----------	----------	----------	----------	----------	----------	----------	----------	----------	----------	---------------