






EMPLACAMENTO DAS ASSOCIADAS ABEIFA - 2019
VEÍCULOS DE PRODUÇÃO NACIONAL

MARCA/MODELO		jan	fev	mar	abr	mai	jun	jul	ago	set	out	nov	dez	Total
 BMW	Total	574	606	627	0	0	0	0	0	0	0	0	0	1.807
	Share	29,15%	25,95%	25,37%										
SÉRIE 1														0
SÉRIE 3		257	224	178										659
X1		205	270	311										786
X3		70	81	75										226
X4		42	31	63										136
 CAOA CHERY	Total	998	1.312	1.414	0	0	0	0	0	0	0	0	0	3.724
	Share	50,69%	56,19%	57,22%										
CELER		1												1
CELER SEDAN														0
CIELO HATCH														0
QQ		259	233	187										679
TIGGO		631	476	446										1.553
TIGGO 5X			387	531										918
TIGGO 7			38	83										121
ARRIZO 5		107	178	167										452
 LAND ROVER	Total	247	249	277	0	0	0	0	0	0	0	0	0	773
	Share	12,54%	10,7%	11,2%										
DEFENDER														0
EVOQUE		98	86	106										290
DISCOVERY		149	162	171										482
RANGE ROVER			1											1
 MINI	Total	0	0	0	0	0	0	0	0	0	0	0	0	0
	Share													
COOPER S COUNTRYMAN														0
 SUZUKI	Total	150	168	153	0	0	0	0	0	0	0	0	0	471
	Share	7,62%	7,2%	6,2%										
JIMNY		150	168	153										471
TOTAL PROD. NACIONAL ...		1.969	2.335	2.471	0	0	0	0	0	0	0	0	0	6.775

TOTAL ABEIFA (IMPORTADOS + NACIONAIS)	4.444	4.830	4.995	0	0	0	0	0	0	0	0	0	0	14.269
---	--------------	--------------	--------------	----------	----------	----------	----------	----------	----------	----------	----------	----------	----------	---------------