




EMPLACAMENTO DAS ASSOCIADAS ABEIFA - 2022
VEÍCULOS DE PRODUÇÃO NACIONAL

MARCA/MODELO		jan	fev	mar	abr	mai	jun	jul	ago	set	out	nov	dez	Total
 CAOA CHERY	Total	3.130	3.302	3.170	3.258	3.046	0	0	0	0	0	0	0	15.906
	Share	93,91%	92,39%	91,64%	92,22%	92,61%								92,54%
CELER														0
CELER SEDAN														0
CIELO HATCH														0
QQ														0
TIGGO														0
TIGGO 2		56	32	11	13	14								126
TIGGO 3x		1.023	798	708	544	246								3.319
TIGGO 5X		598	665	1.081	859	918								4.121
TIGGO 7		511	750	646	716	1.111								3.734
TIGGO 8		670	887	543	883	632								3.615
ARRIZO 5		2												2
ARRIZO 6		270	170	181	243	125								989
 LAND ROVER	Total	147	198	206	190	196	0	0	0	0	0	0	0	937
	Share	4,41%	5,5%	6,0%	5,4%	6,0%								5,45%
DEFENDER		2	1	2	2	1								8
EVOQUE		67	69	79	93	64								372
DISCOVERY SPORT		78	128	125	95	131								557
RANGE ROVER														0
 SUZUKI	Total	56	74	83	85	47	0	0	0	0	0	0	0	345
	Share	1,68%	2,1%	2,4%	2,4%	1,4%								2,01%
JIMNY		56	74	83	85	47								345
OUTROS		Total	0	0	0	0	0	0	0	0	0	0	0	0
TOTAL PROD. NACIONAL ...		3.333	3.574	3.459	3.533	3.289	0	0	0	0	0	0	0	17.188

TOTAL ABEIFA (IMPORTADOS + NACIONAIS)	4.567	4.793	4.911	5.033	4.919	0	0	0	0	0	0	0	0	24.223
---	--------------	--------------	--------------	--------------	--------------	----------	----------	----------	----------	----------	----------	----------	----------	---------------