





EMPLACAMENTO DAS ASSOCIADAS ABEIFA - 2021

VEÍCULOS DE PRODUÇÃO NACIONAL

MARCA/MODELO		jan	fev	mar	abr	mai	jun	jul	ago	set	out	nov	dez	Total
 BMW	Total	481	620	931	798	946	0	0	0	0	0	0	0	3.776
	Share	16,60%	25,68%	24,97%	22,11%	21,74%								22,21%
SÉRIE 1														0
SÉRIE 3		279	395	622	502	557								2.355
X1		152	173	235	236	332								1.128
X3		5	6	3	8	6								28
X4		45	46	71	52	51								265
X5														0
 CAOA CHERY	Total	2.291	1.648	2.453	2.559	3.183	0	0	0	0	0	0	0	12.134
	Share	79,05%	68,27%	65,80%	70,91%	73,14%								71,37%
CELER														0
CELER SEDAN														0
CIELO HATCH														0
QQ		1												1
TIGGO		420	287	428	290									1.425
TIGGO 2						563								563
TIGGO 5X		960	642	822	993	1.133								4.550
TIGGO 7		187	73	255	279	345								1.139
TIGGO 8		404	300	623	701	846								2.874
ARRIZO 5		116	68	67	52	48								351
ARRIZO 6		203	278	258	244	248								1.231
 LAND ROVER	Total	69	109	287	184	155	0	0	0	0	0	0	0	804
	Share	2,38%	4,5%	7,7%	5,1%	3,6%								4,73%
DEFENDER		5	4											9
EVOQUE														0
DISCOVERY SPORT		64	105	287	184	155								795
RANGE ROVER														0
 SUZUKI	Total	57	37	57	68	68	0	0	0	0	0	0	0	287
	Share	1,97%	1,5%	1,5%	1,9%	1,6%								1,69%
JIMNY		57	37	57	68	68								287
TOTAL PROD. NACIONAL ...		2.898	2.414	3.728	3.609	4.352	0	0	0	0	0	0	0	17.001

TOTAL ABEIFA (IMPORTADOS + NACIONAIS)	4.908	4.258	5.891	5.856	6.616	0	0	0	0	0	0	0	0	27.529
---	--------------	--------------	--------------	--------------	--------------	----------	----------	----------	----------	----------	----------	----------	----------	---------------