






EMPLACAMENTO DAS ASSOCIADAS ABEIFA - 2019

VEÍCULOS DE PRODUÇÃO NACIONAL

MARCA/MODELO		jan	fev	mar	abr	mai	jun	jul	ago	set	out	nov	dez	Total
 BMW	Total	574	606	627	583	568	0	0	0	0	0	0	0	2.958
	Share	29,15%	25,95%	25,51%	22,90%	21,39%								24,73%
SÉRIE 1														0
SÉRIE 3		257	224	178	131	30								820
X1		205	270	311	329	418								1.533
X3		70	81	75	56	43								325
X4		42	31	63	67	77								280
 CAOA CHERY	Total	998	1.312	1.401	1.448	1.749	0	0	0	0	0	0	0	6.908
	Share	50,69%	56,19%	57,00%	56,87%	65,88%								57,74%
CELER		1												1
CELER SEDAN														0
CIELO HATCH														0
QQ		259	233	187	155	142								976
TIGGO		631	476	446	493	514								2.560
TIGGO 5X			387	530	538	698								2.153
TIGGO 7			38	71	98	150								357
ARRIZO 5		107	178	167	164	245								861
 LAND ROVER	Total	247	249	277	335	191	0	0	0	0	0	0	0	1.299
	Share	12,54%	10,7%	11,3%	13,2%	7,2%								10,86%
DEFENDER					1									1
EVOQUE		98	86	106	80	45								415
DISCOVERY		149	162	171	254	146								882
RANGE ROVER			1											1
 MINI	Total	0	0	0	0	0	0	0	0	0	0	0	0	0
	Share													
COOPER S COUNTRYMAN														0
 SUZUKI	Total	150	168	153	180	147	0	0	0	0	0	0	0	798
	Share	7,62%	7,2%	6,2%	7,1%	5,5%								6,67%
JIMNY		150	168	153	180	147								798
TOTAL PROD. NACIONAL ...		1.969	2.335	2.458	2.546	2.655	0	0	0	0	0	0	0	11.963

TOTAL ABEIFA (IMPORTADOS + NACIONAIS)	4.444	4.830	4.982	5.496	5.749	0	0	0	0	0	0	0	0	25.501
---	--------------	--------------	--------------	--------------	--------------	----------	----------	----------	----------	----------	----------	----------	----------	---------------