





EMPLACAMENTO DAS ASSOCIADAS ABEIFA - 2020

VEÍCULOS DE PRODUÇÃO NACIONAL

MARCA/MODELO		jan	fev	mar	abr	mai	jun	jul	ago	set	out	nov	dez	Total
 BMW	Total	497	649	559	181	347	852	0	0	0	0	0	0	3.085
	Share	19,70%	22,33%	20,60%	25,71%	41,96%	39,83%							26,12%
	SÉRIE 1													0
	SÉRIE 3	187	297	288	103	211	486							1.572
	X1	201	249	223	52	97	281							1.103
	X3	26	22	14	7	13	24							106
	X4	54	44	17	3	14	39							171
	X5	29	37	17	16	12	22							133
 CAOA CHERY	Total	1.683	1.922	1.927	422	396	1.035	0	0	0	0	0	0	7.385
	Share	66,71%	66,14%	71,03%	59,94%	47,88%	48,39%							62,52%
	CELER													0
	CELER SEDAN													0
	CIELO HATCH													0
	QQ	12	2	2	1	2	1							20
	TIGGO	476	443	403	51	92	431							1.896
	TIGGO 5X	887	1.036	1.192	235	156	451							3.957
	TIGGO 7	181	290	245	116	131	58							1.021
	ARRIZO 5	127	151	85	19	15	92							489
ARRIZO 6						2							2	
 LAND ROVER	Total	241	231	151	46	39	166	0	0	0	0	0	0	874
	Share	9,55%	7,9%	5,6%	6,5%	4,7%	7,8%							7,40%
	DEFENDER			1										1
	EVOQUE		1				1							2
	DISCOVERY SPORT	241	230	150	46	39	165							871
RANGE ROVER													0	
 SUZUKI	Total	102	104	76	55	45	86	0	0	0	0	0	0	468
	Share	4,04%	3,6%	2,8%	7,8%	5,4%	4,0%							3,96%
JIMNY	102	104	76	55	45	86							468	
TOTAL PROD. NACIONAL ...		2.523	2.906	2.713	704	827	2.139	0	0	0	0	0	0	11.812

TOTAL ABEIFA (IMPORTADOS + NACIONAIS)	4.930	5.577	4.805	1.456	1.827	4.690	0	0	0	0	0	0	0	23.285
---	--------------	--------------	--------------	--------------	--------------	--------------	----------	----------	----------	----------	----------	----------	----------	---------------