






EMPLACAMENTO DAS ASSOCIADAS ABEIFA - 2019

VEÍCULOS DE PRODUÇÃO NACIONAL

MARCA/MODELO		jan	fev	mar	abr	mai	jun	jul	ago	set	out	nov	dez	Total
 BMW	Total	574	606	627	583	568	629	0	0	0	0	0	0	3.587
	Share	29,15%	25,95%	25,51%	22,90%	21,39%	24,53%							24,69%
SÉRIE 1														0
SÉRIE 3		257	224	178	131	30	17							837
X1		205	270	311	329	418	485							2.018
X3		70	81	75	56	43	43							368
X4		42	31	63	67	77	84							364
 CAOA CHERY	Total	998	1.312	1.401	1.448	1.749	1.608	0	0	0	0	0	0	8.516
	Share	50,69%	56,19%	57,00%	56,87%	65,88%	62,71%							58,62%
CELER		1												1
CELER SEDAN														0
CIELO HATCH														0
QQ		259	233	187	155	142	137							1.113
TIGGO		631	476	446	493	514	475							3.035
TIGGO 5X			387	530	538	698	655							2.808
TIGGO 7			38	71	98	150	146							503
ARRIZO 5		107	178	167	164	245	195							1.056
 LAND ROVER	Total	247	249	277	335	191	174	0	0	0	0	0	0	1.473
	Share	12,54%	10,7%	11,3%	13,2%	7,2%	6,8%							10,14%
DEFENDER					1		1							2
EVOQUE		98	86	106	80	45	27							442
DISCOVERY		149	162	171	254	146	146							1.028
RANGE ROVER			1											1
 MINI	Total	0	0	0	0	0	0	0	0	0	0	0	0	0
	Share													
COOPER S COUNTRYMAN														0
 SUZUKI	Total	150	168	153	180	147	153	0	0	0	0	0	0	951
	Share	7,62%	7,2%	6,2%	7,1%	5,5%	6,0%							6,55%
JIMNY		150	168	153	180	147	153							951
TOTAL PROD. NACIONAL ...		1.969	2.335	2.458	2.546	2.655	2.564	0	0	0	0	0	0	14.527

TOTAL ABEIFA (IMPORTADOS + NACIONAIS)	4.444	4.832	4.982	5.496	5.749	5.243	0	0	0	0	0	0	0	30.746
---	--------------	--------------	--------------	--------------	--------------	--------------	----------	----------	----------	----------	----------	----------	----------	---------------