






EMPLACAMENTO DAS ASSOCIADAS ABEIFA - 2019

VEÍCULOS DE PRODUÇÃO NACIONAL

MARCA/MODELO		jan	fev	mar	abr	mai	jun	jul	ago	set	out	nov	dez	Total	
 BMW	Total	574	606	627	583	568	629	515	0	0	0	0	0	4.102	
	Share	29,15%	25,95%	25,51%	22,90%	21,39%	24,53%	19,41%						23,88%	
	SÉRIE 1														0
	SÉRIE 3	257	224	178	131	30	17	32							869
	X1	205	270	311	329	418	485	339							2.357
	X3	70	81	75	56	43	43	40							408
	X4	42	31	63	67	77	84	75							439
	X5							29							29
 CAOA CHERY	Total	998	1.312	1.401	1.448	1.749	1.608	1.799	0	0	0	0	0	10.315	
	Share	50,69%	56,19%	57,00%	56,87%	65,88%	62,71%	67,81%						60,04%	
	CELER	1													1
	CELER SEDAN														0
	CIELO HATCH														0
	QQ	259	233	187	155	142	137	103							1.216
	TIGGO	631	476	446	493	514	475	490							3.525
	TIGGO 5X		387	530	538	698	655	644							3.452
	TIGGO 7		38	71	98	150	146	317							820
ARRIZO 5	107	178	167	164	245	195	245							1.301	
 LAND ROVER	Total	247	249	277	335	191	174	149	0	0	0	0	0	1.622	
	Share	12,54%	10,7%	11,3%	13,2%	7,2%	6,8%	5,6%						9,44%	
	DEFENDER				1		1	1							3
	EVOQUE	98	86	106	80	45	27	15							457
	DISCOVERY	149	162	171	254	146	146	133							1.161
RANGE ROVER		1												1	
 MINI	Total	0	0	0	0	0	0	0	0	0	0	0	0	0	
	Share														
COOPER S COUNTRYMAN														0	
 SUZUKI	Total	150	168	153	180	147	153	190	0	0	0	0	0	1.141	
	Share	7,62%	7,2%	6,2%	7,1%	5,5%	6,0%	7,2%						6,64%	
JIMNY	150	168	153	180	147	153	190							1.141	
TOTAL PROD. NACIONAL ...		1.969	2.335	2.458	2.546	2.655	2.564	2.653	0	0	0	0	0	17.180	

TOTAL ABEIFA (IMPORTADOS + NACIONAIS)	4.444	4.832	4.982	5.496	5.749	5.240	5.605	0	0	0	0	0	0	36.348
---	--------------	--------------	--------------	--------------	--------------	--------------	--------------	----------	----------	----------	----------	----------	----------	---------------