





EMPLACAMENTO DAS ASSOCIADAS ABEIFA - 2021
VEÍCULOS DE PRODUÇÃO NACIONAL

MARCA/MODELO		jan	fev	mar	abr	mai	jun	jul	ago	set	out	nov	dez	Total
 BMW	Total	481	0	0	0	0	0	0	0	0	0	0	0	481
	Share	16,59%												16,59%
SÉRIE 1														0
SÉRIE 3		279												279
X1		152												152
X3		5												5
X4		45												45
X5														0
 CAOA CHERY	Total	2.292	0	0	0	0	0	0	0	0	0	0	0	2.292
	Share	79,06%												79,06%
CELER														0
CELER SEDAN														0
CIELO HATCH														0
QQ		1												1
TIGGO		420												420
TIGGO 5X		961												961
TIGGO 7		187												187
TIGGO 8		404												404
ARRIZO 5		116												116
ARRIZO 6		203												203
 LAND ROVER	Total	69	0	0	0	0	0	0	0	0	0	0	0	69
	Share	2,38%												2,38%
DEFENDER		5												5
EVOQUE														0
DISCOVERY SPORT		64												64
RANGE ROVER														0
 SUZUKI	Total	57	0	0	0	0	0	0	0	0	0	0	0	57
	Share	1,97%												1,97%
JIMNY		57												57
TOTAL PROD. NACIONAL ...		2.899	0	0	0	0	0	0	0	0	0	0	0	2.899

TOTAL ABEIFA (IMPORTADOS + NACIONAIS)	4.909	0	0	0	0	0	0	0	0	0	0	0	0	4.909
---	--------------	----------	----------	----------	----------	----------	----------	----------	----------	----------	----------	----------	----------	--------------