






EMPLACAMENTO DAS ASSOCIADAS ABEIFA - 2019

VEÍCULOS DE PRODUÇÃO NACIONAL

MARCA/MODELO		jan	fev	mar	abr	mai	jun	jul	ago	set	out	nov	dez	Total
 BMW	Total	574	0	0	0	0	0	0	0	0	0	0	0	574
	Share	29,15%												29,15%
SÉRIE 1														0
SÉRIE 3		257												257
X1		205												205
X3		70												70
X4		42												42
 CAOA CHERY	Total	998	0	0	0	0	0	0	0	0	0	0	0	998
	Share	50,69%												50,69%
CELER		1												1
CELER SEDAN														0
CIELO HATCH														0
QQ		259												259
TIGGO		631												631
ARRIZO 5		107												107
 LAND ROVER	Total	247	0	0	0	0	0	0	0	0	0	0	0	247
	Share	12,54%												12,54%
DEFENDER														0
EVOQUE		98												98
DISCOVERY		149												149
 MINI	Total	0	0	0	0	0	0	0	0	0	0	0	0	0
	Share													
COOPER S COUNTRYMAN														0
 SUZUKI	Total	150	0	0	0	0	0	0	0	0	0	0	0	150
	Share	7,62%												7,62%
JIMNY		150												150
TOTAL PROD. NACIONAL ...		1.969	0	0	0	0	0	0	0	0	0	0	0	1.969

TOTAL ABEIFA (IMPORTADOS + NACIONAIS)	4.443	0	0	0	0	0	0	0	0	0	0	0	0	4.443
-------------------------------------------------	--------------	----------	----------	----------	----------	----------	----------	----------	----------	----------	----------	----------	----------	--------------