





**EMPLACAMENTO DAS ASSOCIADAS ABEIFA - 2020**  
**VEÍCULOS DE PRODUÇÃO NACIONAL**

MARCA/MODELO		jan	fev	mar	abr	mai	jun	jul	ago	set	out	nov	dez	Total
 <b>BMW</b>	<b>Total</b>	497	649	0	0	0	0	0	0	0	0	0	0	1.146
	<b>Share</b>	<b>19,70%</b>	<b>22,33%</b>											<b>21,11%</b>
SÉRIE 1														0
SÉRIE 3		187	297											484
X1		201	249											450
X3		26	22											48
X4		54	44											98
X5		29	37											66
 <b>CAOA CHERY</b>	<b>Total</b>	1.683	1.922	0	0	0	0	0	0	0	0	0	0	3.605
	<b>Share</b>	<b>66,71%</b>	<b>66,14%</b>											<b>66,40%</b>
CELER														0
CELER SEDAN														0
CIELO HATCH														0
QQ		12	2											14
TIGGO		476	443											919
TIGGO 5X		887	1.036											1.923
TIGGO 7		181	290											471
ARRIZO 5		127	151											278
 <b>LAND ROVER</b>	<b>Total</b>	241	231	0	0	0	0	0	0	0	0	0	0	472
	<b>Share</b>	<b>9,55%</b>	<b>7,9%</b>											<b>8,69%</b>
DEFENDER														0
EVOQUE			1											1
DISCOVERY SPORT		241	230											471
RANGE ROVER														0
 <b>SUZUKI</b>	<b>Total</b>	102	104	0	0	0	0	0	0	0	0	0	0	206
	<b>Share</b>	<b>4,04%</b>	<b>3,6%</b>											<b>3,79%</b>
JIMNY		102	104											206
<b>TOTAL PROD. NACIONAL ...</b>		<b>2.523</b>	<b>2.906</b>	<b>0</b>	<b>0</b>	<b>0</b>	<b>0</b>	<b>0</b>	<b>0</b>	<b>0</b>	<b>0</b>	<b>0</b>	<b>0</b>	<b>5.429</b>

<b>TOTAL ABEIFA</b> (IMPORTADOS + NACIONAIS)	<b>4.930</b>	<b>5.574</b>	<b>0</b>	<b>0</b>	<b>0</b>	<b>0</b>	<b>0</b>	<b>0</b>	<b>0</b>	<b>0</b>	<b>0</b>	<b>0</b>	<b>0</b>	<b>10.504</b>
---	--------------	--------------	----------	----------	----------	----------	----------	----------	----------	----------	----------	----------	----------	---------------