





EMPLACAMENTO DAS ASSOCIADAS ABEIFA - 2020

VEÍCULOS DE PRODUÇÃO NACIONAL

MARCA/MODELO		jan	fev	mar	abr	mai	jun	jul	ago	set	out	nov	dez	Total
 BMW	Total	497	649	559	181	347	852	1.012	868	0	0	0	0	4.965
	Share	19,70%	22,33%	20,60%	25,71%	41,96%	39,83%	37,15%	31,44%					28,70%
SÉRIE 1														0
SÉRIE 3		187	297	288	103	211	486	487	428					2.487
X1		201	249	223	52	97	281	410	350					1.863
X3		26	22	14	7	13	24	31	30					167
X4		54	44	17	3	14	39	65	57					293
X5		29	37	17	16	12	22	19	3					155
 CAOA CHERY	Total	1.683	1.922	1.927	422	396	1.035	1.454	1.632	0	0	0	0	10.471
	Share	66,71%	66,14%	71,03%	59,94%	47,88%	48,39%	53,38%	59,11%					60,54%
CELER														0
CELER SEDAN														0
CIELO HATCH														0
QQ		12	2	2	1	2	1		1					21
TIGGO		476	443	403	51	92	431	570	448					2.914
TIGGO 5X		887	1.036	1.192	235	156	451	557	662					5.176
TIGGO 7		181	290	245	116	131	58	129	133					1.283
TIGGO 8									130					130
ARRIZO 5		127	151	85	19	15	92	87	68					644
ARRIZO 6							2	111	190					303
 LAND ROVER	Total	241	231	151	46	39	166	140	133	0	0	0	0	1.147
	Share	9,55%	7,9%	5,6%	6,5%	4,7%	7,8%	5,1%	4,8%					6,63%
DEFENDER				1					1					2
EVOQUE			1				1	1	1					4
DISCOVERY SPORT		241	230	150	46	39	165	139	131					1.141
RANGE ROVER														0
 SUZUKI	Total	102	104	76	55	45	86	118	128	0	0	0	0	714
	Share	4,04%	3,6%	2,8%	7,8%	5,4%	4,0%	4,3%	4,6%					4,13%
JIMNY		102	104	76	55	45	86	118	128					714
TOTAL PROD. NACIONAL ...		2.523	2.906	2.713	704	827	2.139	2.724	2.761	0	0	0	0	17.297

TOTAL ABEIFA (IMPORTADOS + NACIONAIS)	4.930	5.577	4.805	1.456	1.827	4.690	5.555	5.465	0	0	0	0	0	34.305
---	--------------	--------------	--------------	--------------	--------------	--------------	--------------	--------------	----------	----------	----------	----------	----------	---------------