






EMPLACAMENTO DAS ASSOCIADAS ABEIFA - 2019

VEÍCULOS DE PRODUÇÃO NACIONAL

MARCA/MODELO		jan	fev	mar	abr	mai	jun	jul	ago	set	out	nov	dez	Total
 BMW	Total	574	606	627	583	568	629	515	704	0	0	0	0	4.806
	Share	29,15%	25,95%	25,51%	22,90%	21,39%	24,53%	19,41%	25,48%					24,10%
SÉRIE 1														0
SÉRIE 3		257	224	178	131	30	17	32	196					1.065
X1		205	270	311	329	418	485	339	353					2.710
X3		70	81	75	56	43	43	40	34					442
X4		42	31	63	67	77	84	75	63					502
X5								29	58					87
 CAOA CHERY	Total	998	1.312	1.401	1.448	1.749	1.608	1.799	1.710	0	0	0	0	12.025
	Share	50,69%	56,19%	57,00%	56,87%	65,88%	62,71%	67,81%	61,89%					60,30%
CELER		1												1
CELER SEDAN														0
CIELO HATCH														0
QQ		259	233	187	155	142	137	103	78					1.294
TIGGO		631	476	446	493	514	475	490	534					4.059
TIGGO 5X			387	530	538	698	655	644	680					4.132
TIGGO 7			38	71	98	150	146	317	237					1.057
ARRIZO 5		107	178	167	164	245	195	245	181					1.482
 LAND ROVER	Total	247	249	277	335	191	174	149	188	0	0	0	0	1.810
	Share	12,54%	10,7%	11,3%	13,2%	7,2%	6,8%	5,6%	6,8%					9,08%
DEFENDER					1		1	1	1					4
EVOQUE		98	86	106	80	45	27	15	15					472
DISCOVERY		149	162	171	254	146	146	133	172					1.333
RANGE ROVER			1											1
 MINI	Total	0	0	0	0	0	0	0	0	0	0	0	0	0
	Share													
COOPER S COUNTRYMAN														0
 SUZUKI	Total	150	168	153	180	147	153	190	161	0	0	0	0	1.302
	Share	7,62%	7,2%	6,2%	7,1%	5,5%	6,0%	7,2%	5,8%					6,53%
JIMNY		150	168	153	180	147	153	190	161					1.302
TOTAL PROD. NACIONAL ...		1.969	2.335	2.458	2.546	2.655	2.564	2.653	2.763	0	0	0	0	19.943

TOTAL ABEIFA (IMPORTADOS + NACIONAIS)	4.444	4.832	4.982	5.496	5.749	5.240	5.605	5.794	0	0	0	0	0	42.142
---	--------------	--------------	--------------	--------------	--------------	--------------	--------------	--------------	----------	----------	----------	----------	----------	---------------