





EMPLACAMENTO DAS ASSOCIADAS ABEIFA - 2021
VEÍCULOS DE PRODUÇÃO NACIONAL

MARCA/MODELO		jan	fev	mar	abr	mai	jun	jul	ago	set	out	nov	dez	Total	
 BMW	Total	481	620	931	798	0	0	0	0	0	0	0	0	2.830	
	Share	16,60%	25,68%	24,97%	22,11%									22,37%	
	SÉRIE 1														0
	SÉRIE 3	279	395	622	502										1.798
	X1	152	173	235	236										796
	X3	5	6	3	8										22
	X4	45	46	71	52										214
X5														0	
 CAOA CHERY	Total	2.291	1.648	2.453	2.559	0	0	0	0	0	0	0	0	8.951	
	Share	79,05%	68,27%	65,80%	70,91%									70,76%	
	CELER														0
	CELER SEDAN														0
	CIELO HATCH														0
	QQ	1													1
	TIGGO	420	287	428	290										1.425
	TIGGO 5X	960	642	822	993										3.417
	TIGGO 7	187	73	255	279										794
	TIGGO 8	404	300	623	701										2.028
ARRIZO 5	116	68	67	52										303	
ARRIZO 6	203	278	258	244										983	
 LAND ROVER	Total	69	109	287	184	0	0	0	0	0	0	0	0	649	
	Share	2,38%	4,5%	7,7%	5,1%									5,13%	
	DEFENDER	5	4												9
	EVOQUE														0
	DISCOVERY SPORT	64	105	287	184										640
RANGE ROVER														0	
 SUZUKI	Total	57	37	57	68	0	0	0	0	0	0	0	0	219	
	Share	1,97%	1,5%	1,5%	1,9%									1,73%	
JIMNY	57	37	57	68										219	
TOTAL PROD. NACIONAL ...		2.898	2.414	3.728	3.609	0	0	0	0	0	0	0	0	12.649	

TOTAL ABEIFA (IMPORTADOS + NACIONAIS)	4.908	4.258	5.891	5.856	0	0	0	0	0	0	0	0	0	20.913
---	--------------	--------------	--------------	--------------	----------	----------	----------	----------	----------	----------	----------	----------	----------	---------------