






EMPLACAMENTO DAS ASSOCIADAS ABEIFA - 2019

VEÍCULOS DE PRODUÇÃO NACIONAL

MARCA/MODELO		jan	fev	mar	abr	mai	jun	jul	ago	set	out	nov	dez	Total
 BMW	Total	574	606	627	583	0	0	0	0	0	0	0	0	2.390
	Share	29,15%	25,95%	25,51%	22,89%									25,67%
SÉRIE 1														0
SÉRIE 3		257	224	178	131									790
X1		205	270	311	329									1.115
X3		70	81	75	56									282
X4		42	31	63	67									203
 CAOA CHERY	Total	998	1.312	1.401	1.449	0	0	0	0	0	0	0	0	5.160
	Share	50,69%	56,19%	57,00%	56,89%									55,43%
CELER		1												1
CELER SEDAN														0
CIELO HATCH														0
QQ		259	233	187	155									834
TIGGO		631	476	446	493									2.046
TIGGO 5X			387	530	539									1.456
TIGGO 7			38	71	98									207
ARRIZO 5		107	178	167	164									616
 LAND ROVER	Total	247	249	277	335	0	0	0	0	0	0	0	0	1.108
	Share	12,54%	10,7%	11,3%	13,2%									11,90%
DEFENDER					1									1
EVOQUE		98	86	106	80									370
DISCOVERY		149	162	171	254									736
RANGE ROVER			1											1
 MINI	Total	0	0	0	0	0	0	0	0	0	0	0	0	0
	Share													
COOPER S COUNTRYMAN														0
 SUZUKI	Total	150	168	153	180	0	0	0	0	0	0	0	0	651
	Share	7,62%	7,2%	6,2%	7,1%									6,99%
JIMNY		150	168	153	180									651
TOTAL PROD. NACIONAL ...		1.969	2.335	2.458	2.547	0	0	0	0	0	0	0	0	9.309

TOTAL ABEIFA (IMPORTADOS + NACIONAIS)	4.444	4.830	4.982	5.498	0	0	0	0	0	0	0	0	0	19.754
---	--------------	--------------	--------------	--------------	----------	----------	----------	----------	----------	----------	----------	----------	----------	---------------