









EMPLACAMENTO DAS ASSOCIADAS ABEIFA - 2024

VEÍCULOS IMPORTADOS

MARCA/MODELO		jan	fev	mar	abr	mai	jun	jul	ago	set	out	nov	dez	Total
 ASTON MARTIN	Total	1	0	0	1	2	3	1	1	3	0	0	0	12
	Share	0,02%	0,00%	0,00%	0,01%	0,03%	0,04%	0,01%	0,01%	0,04%				0,02%
DBX		1				1								2
DB12						1	2			3				6
DBS770									1					1
VANTAGE					1			1						2
VANTAGE V12							1							1
 BYD	Total	4.295	4.426	6.206	7.037	5.253	5.335	6.081	6.707	5.961	0	0	0	51.301
	Share	70,08%	73,62%	74,54%	77,96%	69,29%	68,14%	70,26%	73,20%	73,15%				72,39%
E5														0
HAN		19	6		1		1	4	3	3				37
TAN		49	4	10	16	40	11	19	14	6				169
T3		5	5	3	81		1		1					96
D1					8									8
SONG PLUS		1.519	1.900	1.449	1.698	1.560	1.911	2.139	2.515	2.172				16.863
YUAN PLUS		274	225	224	196	193	219	151	208	364				2.054
DOLPHIN		1.818	1.807	1.705	1.619	1.144	1.513	1.466	1.056	795				12.923
DOLPHIN MINI			25	2.466	3.136	2.103	1.318	1.488	2.298	2.169				15.003
SEAL		611	454	349	282	213	283	221	228	179				2.820
KING							78	593	384	273				1.328
 JAC MOTORS	Total	127	158	211	144	115	48	122	94	162	0	0	0	1.181
	Share	2,07%	2,63%	2,53%	1,60%	1,52%	0,61%	1,41%	1,03%	1,99%				1,67%
T40		1	1		1									3
V260				1		1								2
IEV 330P		2					2		1					5
IEV750		3		8	2									13
E-JS1		111	140	194	133	101	42	105	75	92				993
E-JS4		2	3	1	1	2	1		3	2				15
E-J7		3		4	2	2	1	1						13
EJV5.5		5	14		5	9	2	16		68				119
EJV12									15					15
HUNTER				3										3
 JAGUAR	Total	26	9	22	36	13	16	20	11	24	0	0	0	177
	Share	0,42%	0,15%	0,26%	0,40%	0,17%	0,20%	0,23%	0,12%	0,29%				0,25%
F-TYPE		1	1	3	2		1	1	4	1				14
E-PACE		1		1	1									3
F-PACE		24	8	17	33	13	14	19	7	22				157
IPACE				1			1			1				3



EMPLACAMENTO DAS ASSOCIADAS ABEIFA - 2024

VEÍCULOS IMPORTADOS

MARCA/MODELO		jan	fev	mar	abr	mai	jun	jul	ago	set	out	nov	dez	Total
 KIA	Total	461	377	469	536	392	364	512	540	429	0	0	0	4.080
	Share	7,52%	6,27%	5,63%	5,94%	5,17%	4,65%	5,92%	5,89%	5,26%				5,76%
BONGO		202	195	192	255	185	140	291	333	258				2.051
UK2500														0
CARNIVAL			2		1			37	8	50				98
CERATO				1				1	1					3
OPIRUS				1										1
SORENTO					1									1
SOUL			1											1
SPORTAGE		122	88	107	80	80	111	88	112	76				864
PICANTO							1							1
RIO														0
EV5									2	2				4
EV9									1					1
STONIC		56	42	109	147	88	63	48	33	25				611
NIRO		81	49	59	52	39	49	47	50	18				444
TELLURIDE														0
 LAND ROVER	Total	224	219	222	238	200	208	287	213	189	0	0	0	2.000
	Share	3,65%	3,64%	2,67%	2,64%	2,64%	2,66%	3,32%	2,32%	2,32%				2,82%
DEFENDER		56	55	76	77	42	43	115	92	86				642
DISCOVERY		58	70	58	58	50	44	44	36	31				449
EVOQUE														0
RANGE ROVER		78	70	59	62	74	95	87	74	59				658
RANGE ROVER SPORT														0
VELAR		32	24	29	41	34	26	41	11	13				251
LR2														0
 MCLAREN	Total	3	3	4	2	6	1	1	0	3	0	0	0	23
	Share	0,05%	0,05%	0,05%	0,02%	0,08%	0,01%	0,01%	0,00%	0,04%				0,03%
720S														0
750S		1	2		1	3	1			1				9
ARTURA		2	1	4	1	3		1		2				14
P1														0
 PORSCHE	Total	295	451	516	537	610	615	631	596	571	0	0	0	4.822
	Share	4,81%	7,50%	6,20%	5,95%	8,05%	7,85%	7,29%	6,50%	7,01%				6,80%
911		48	117	126	152	90	72	146	137	111				999
911 TURBO		32	39	33	52	25	19	38	30	12				280
918								1						1
BOXSTER		42	84	94	46	47	55	92	88	86				634
TAYCAN		22	9	10	6	14	8	4	46	33				152
CAYENNE		35	60	58	80	282	324	175	155	167				1.336
CAYMAN		14	30	29	28	28	23	40	37	43				272
MACAN		77	85	155	122	68	86	119	88	109				909
PANAMERA		25	27	11	51	56	28	16	15	10				239

EMPLACAMENTO DAS ASSOCIADAS ABEIFA - 2024

VEÍCULOS IMPORTADOS

MARCA/MODELO		jan	fev	mar	abr	mai	jun	jul	ago	set	out	nov	dez	Total
 SUZUKI	Total	29	31	76	59	63	92	170	152	195	0	0	0	867
	Share	0,47%	0,52%	0,91%	0,65%	0,83%	1,17%	1,96%	1,66%	2,39%				1,22%
SCROSS														0
JIMNY		1	4	6	4	1	5	15	8	10				54
JIMNY SIERRA		28	27	70	55	62	87	155	144	185				813
 VOLVO	Total	668	338	600	437	927	1.148	830	849	612	0	0	0	6.409
	Share	10,90%	5,62%	7,21%	4,84%	12,23%	14,66%	9,59%	9,27%	7,51%				9,04%
C40		83	32	124	50	47	74	102	71	45				628
S60														0
S90														0
XC40		192	81	84	66	56	95	36	30	31				671
XC60		285	166	282	203	267	244	256	325	219				2.247
XC90		108	59	110	88	89	69	119	106	63				811
EC40									3					3
EX30					30	468	666	317	314	254				2.049
OUTROS	Total	0	0	0	0	0	0	0	0	0	0	0	0	0
TOTAL IMPORTADOS ...		6.129	6.012	8.326	9.027	7.581	7.830	8.655	9.163	8.149	0	0	0	70.872