













### VEÍCULOS IMPORTADOS

MARCA/MODELO		jan	fev	mar	abr	mai	jun	jul	ago	set	out	nov	dez	Total
 <b>BMW</b>	<b>Total</b>	290	268	235	112	188	415	369	392	437	0	0	0	2.706
	<b>Share</b>	12,05%	10,03%	11,23%	14,89%	18,80%	16,27%	13,03%	14,50%	15,42%				13,64%
SÉRIE 1		13	30	14	11	7	14	50	54	63				256
SÉRIE 2			1	4	1	5	16	18	45	51				141
SÉRIE 3		80	54	41	29	44	93	40	21	22				424
SÉRIE 4			7	2	2	2	4	4	5	8				34
SÉRIE 5		13	15	6	4	5	11	12	9	7				82
SÉRIE 7		5	8	2	2	3	10	10	4	7				51
I3		6	6	3		6	8	13	10	8				60
I8		1		1		1			2					5
X2		69	63	46	10	22	46	61	75	43				435
X3		51	40	28	9	16	55	39	37	82				357
X4		2	3	2	2	1	6	4	9	9				38
X5		7	6	31	17	28	47	33	30	26				225
X6			2	16	12	17	26	12	5	9				99
X7		3	8	4	5	9	8	9	7	11				64
M135I				12	3	4	15	10	17	5				66
M140I		1												1
M2		2	7	6	1	4	17	12	19	11				79
M235I						1	3	8	8	14				34
M340I						1	9	12	19	25				66
M760LI										1				1
M4			1											1
M5		2	2	3	1	1	2	5	6	11				33
M8										2				2
Z4		32	15	13	3	11	25	17	10	20				146
M850I		3		1						2				6
 <b>BYD</b>	<b>Total</b>	0	0	0	0	1	4	0	1	4	0	0	0	10
	<b>Share</b>	0,00%	0,00%	0,00%	0,00%	0,10%	0,16%	0,00%	0,04%	0,14%				0,05%
E5						1								1
T3							4		1	4				9
 <b>CAOA CHERY</b>	<b>Total</b>	1	1	0	0	0	0	1	0	0	0	0	0	3
	<b>Share</b>	0,04%	0,04%	0,00%	0,00%	0,00%	0,00%	0,04%	0,00%	0,00%				0,02%
QQ		1												1
TIGGO								1						1
S-18			1											1
 <b>FERRARI</b>	<b>Total</b>	3	1	1	0	0	6	3	5	4	0	0	0	23
	<b>Share</b>	0,12%	0,04%	0,05%	0,00%	0,00%	0,24%	0,11%	0,18%	0,14%				0,12%
488 GTB														0
488 SPIDER							1							1
488 PISTA SPIDER		2					1	2						5
488 PISTA COUPÉ				1			2		1					4
812		1												1
F8 TRIBUTO							1	1	1	3				6
F12 TDF			1											1
PORTOFINO							1		3	1				5




### VEÍCULOS IMPORTADOS

MARCA/MODELO		jan	fev	mar	abr	mai	jun	jul	ago	set	out	nov	dez	Total	
	<b>JAC MOTORS</b>	<b>Total</b>	124	149	63	21	23	45	65	55	31	0	0	0	576
		<b>Share</b>	5,15%	5,58%	3,01%	2,79%	2,30%	1,76%	2,30%	2,03%	1,09%				2,90%
J3				1										1	
S3					1									1	
S7										1				1	
T40		63	68	18	11	6	13	26	19	7				231	
T50		34	22	2	2	3	4	1	6	3				77	
T60		4	29	16	2	8	10	14	12	6				101	
T80		4	4	3			2			3				16	
T 6							1							1	
V260		10	14	8	2	2	10	20	13	9				88	
IEV20			1	5	2	3	4	3	2	2				22	
IEV40		9	11	9	1	1	1	1	2					35	
IEV60									1					1	
IEV 330P				1										1	
	<b>JAGUAR</b>	<b>Total</b>	108	134	123	26	16	94	117	113	126	0	0	0	857
		<b>Share</b>	4,49%	5,02%	5,88%	3,46%	1,60%	3,68%	4,13%	4,18%	4,45%				4,32%
F-TYPE		6	7	3			3	2		2				23	
E-PACE		65	79	60	15	9	62	82	68	69				509	
F-PACE		26	20	42	5	6	20	22	36	41				218	
IPACE		8	22	7	4		5	6	6	9				67	
XE		1	4	4	1	1	2	3	2	4				22	
XE S		2												2	
XF			2	4			2	1		1				10	
XJ				3	1			1	1					6	
	<b>KIA MOTORS</b>	<b>Total</b>	593	599	484	133	166	401	580	641	655	0	0	0	4.252
		<b>Share</b>	24,64%	22,43%	23,14%	17,69%	16,60%	15,72%	20,49%	23,71%	23,11%				21,43%
BONGO		221	229	197	61	65	177	299	349	292				1.890	
CADENZA								1		2				3	
CARNIVAL		4	25	16	3	4	15	10	5	12				94	
CERATO		78	87	60	21	28	64	89	99	160				686	
OPTIMA										1				1	
SORENTO		9	16	17	1	2	5	12	9	16				87	
SOUL		8	2	2			1	2	1	1				17	
SPORTAGE		229	208	159	34	61	114	146	136	149				1.236	
STINGER		2							2					4	
RIO		42	32	33	13	6	25	21	39	23				234	
	<b>LAMBORGHINI</b>	<b>Total</b>	0	3	2	2	0	2	2	1	0	0	0	0	12
		<b>Share</b>	0,00%	0,11%	0,10%	0,27%	0,00%	0,08%	0,07%	0,04%	0,00%				0,06%
HURACAN COUPÉ				1										1	
HURACAN SPYDER					2		1	1						4	
AVENTADOR			1											1	
URUS			2	1			1	1	1					6	

### VEÍCULOS IMPORTADOS

MARCA/MODELO		jan	fev	mar	abr	mai	jun	jul	ago	set	out	nov	dez	Total	
 <b>LAND ROVER</b>	<b>Total</b>	263	323	299	94	133	413	494	349	258	0	0	0	2.626	
	<b>Share</b>	10,93%	12,09%	14,29%	12,50%	13,30%	16,19%	17,45%	12,91%	9,10%				13,24%	
	DEFENDER					1		22	93	70					186
	DISCOVERY 4	63	63	47	15	13	82	95	65	56					499
	DISCOVERY SPORT	1								1					2
	EVOQUE	86	107	125	36	61	196	184	85	65					945
	RANGE ROVER	6	8	10	3	5	10	8	6	4					60
	RANGE ROVER SPORT	50	93	69	20	35	79	106	55	21					528
VELAR	57	52	48	20	18	46	79	44	42					406	
 <b>MASERATI</b>	<b>Total</b>	1	3	0	0	0	0	1	2	3	0	0	0	10	
	<b>Share</b>	0,04%	0,11%	0,00%	0,00%	0,00%	0,00%	0,04%	0,07%	0,11%				0,05%	
	LEVANTE	1	3					1	2	3					10
	QUATTROPORTE														0
GRANCABRIO														0	
 <b>MINI</b>	<b>Total</b>	107	107	105	30	41	134	130	108	119	0	0	0	881	
	<b>Share</b>	4,45%	4,01%	5,02%	3,99%	4,10%	5,25%	4,59%	4,00%	4,20%				4,44%	
	COOPER	5	13	9	5	1	12	7	11	8					71
	COOPER CABRIO			1											1
	COOPER 5P	9	8	4		2	9	4	8	8					52
	COOPER S	18	15	14	6	11	17	26	20	15					142
	COOPER S 5P	12	15	26		5	13	14	14	13					112
	COOPER CLUBMAN	5	4	1		1	1	6	2	3					23
	COOPER S CLUBMAN	1					2								3
	COOPER S CABRIO	9	8	6	3	3	11	12	9	12					73
	COOPER COUNTRYMAN	5	4	8	2	1	18	12	8	14					72
	COOPER S COUNTRYMAN	12	15	12	3	1	13	21	16	13					106
	COOPER JCW CABRIO	5	7	6	3	1	7	5	5	5					44
	COOPER JCW COUNTRYMAN	12	7	3	3	3	4	6		3					41
	COOPER SE COUNTRYMAN	7	2	6	1	8	15	7	10	6					62
COOPER HATCH JCW 3P	7	9	9	4	4	12	10	5	7					67	
COOPER JCW GP3									12					12	
 <b>PORSCHE</b>	<b>Total</b>	224	279	210	98	154	350	218	249	241	0	0	0	2.023	
	<b>Share</b>	9,31%	10,45%	10,04%	13,03%	15,40%	13,72%	7,70%	9,21%	8,50%				10,20%	
	911	73	98	91	45	61	126	60	43	54					651
	911 TURBO									1					1
	918	1													1
	BOXSTER	33	45	35	15	16	19	23	28	28					242
	TAYCAN					2									2
	CAYENNE	60	81	54	19	34	100	49	46	76					519
	CAYMAN	8	18	2		6	9	6	13	11					73
	MACAN	41	33	23	13	29	85	65	94	51					434
PANAMERA	8	4	5	6	6	11	15	25	20					100	

**VEÍCULOS IMPORTADOS**

MARCA/MODELO		jan	fev	mar	abr	mai	jun	jul	ago	set	out	nov	dez	Total
 <b>ROLLS ROYCE</b>	<b>Total</b>	0	0	0	0	0	0	0	1	0	0	0	0	1
	<b>Share</b>	0,00%	0,00%	0,00%	0,00%	0,00%	0,00%	0,00%	0,04%	0,00%				0,01%
	WRAITH													0
	PHANTOM													0
	DAWN													0
CULLINAN								1					1	
 <b>SUZUKI</b>	<b>Total</b>	147	153	105	28	57	88	160	142	168	0	0	0	1.048
	<b>Share</b>	6,11%	5,73%	5,02%	3,72%	5,70%	3,45%	5,65%	5,25%	5,93%				5,28%
	SCROSS	14	14	7	5	7	10	12	9	13				91
	VITARA	61	55	41	13	20	23	50	48	71				382
	JIMNY SIERRA	72	84	57	10	30	55	98	85	84				575
 <b>VOLVO</b>	<b>Total</b>	546	651	465	208	221	599	691	644	788	0	0	0	4.813
	<b>Share</b>	22,68%	24,37%	22,23%	27,66%	22,10%	23,48%	24,41%	23,83%	27,81%				24,26%
	S60	29	76	25	7	6	38	57	64	78				380
	S80													0
	S90	3	13	5	3	1	6	5	3	10				49
	V40	3	2											5
	V60	6	8	7	2	2	17	14	18	17				91
	XC40	234	233	188	66	102	221	243	283	280				1.850
	XC60	227	237	190	104	86	248	281	204	291				1.868
	XC90	44	82	50	26	24	69	91	72	112				570
<b>TOTAL IMPORTADOS ...</b>	<b>2.407</b>	<b>2.671</b>	<b>2.092</b>	<b>752</b>	<b>1.000</b>	<b>2.551</b>	<b>2.831</b>	<b>2.703</b>	<b>2.834</b>	<b>0</b>	<b>0</b>	<b>0</b>	<b>19.841</b>	