










EMPLACAMENTO DAS ASSOCIADAS ABEIFA - 2022

VEÍCULOS IMPORTADOS

MARCA/MODELO		jan	fev	mar	abr	mai	jun	jul	ago	set	out	nov	dez	Total
 ASTON MARTIN	Total	1	0	3	4	1	2	1	5	2	2	0	0	21
	Share	0,08%	0,00%	0,21%	0,27%	0,06%	0,16%	0,07%	0,32%	0,06%	0,09%			0,12%
DBX					2		1		1					4
DBS									2	1				3
DB11									1					1
VANTAGE					2	1		1	1		2			7
VANTAGE F1		1		3			1			1				6
 BYD	Total	0	0	8	30	26	11	39	61	22	12	0	0	209
	Share	0,00%	0,00%	0,55%	2,00%	1,60%	0,89%	2,78%	3,87%	0,63%	0,52%			1,23%
E5														0
HAN					5									5
TAN				5	13	17	11	33	49	17	12			157
T3				3	12	8		6	5	1				35
D1						1			7	4				12
 CAO A CHERY	Total	0	0	0	0	0	11	19	103	1.629	717	0	0	2.479
	Share	0,00%	0,00%	0,00%	0,00%	0,00%	0,89%	1,36%	6,53%	46,96%	31,11%			14,57%
ARRIZO 6											14			14
TIGGO 8									1	1.033	662			1.696
EXEED LX														0
EXEED VX														0
ICAR							11	19	102	596	41			769
 JAC MOTORS	Total	68	81	110	96	160	113	145	145	107	64	0	0	1.089
	Share	5,51%	6,64%	7,58%	6,40%	9,82%	9,19%	10,35%	9,19%	3,08%	2,78%			6,40%
T40		13	6	15	9	16	14	8	9	11	6			107
T50		3	3	4	4	2	4	9	10	6	2			47
T60		4	2	5	6	7	4	6	5	6	4			49
T80														0
T5														0
T8						2								2
V260		2	3	6	6	12	7	10	8	5	4			63
IEV20		3	3	4	3	1			1					15
IEV 330P					2		2		1					5
IEV750							3		6	3				12
E-JS1		30	50	72	37	72	56	88	73	49	27			554
E-JS4		13	14	4	29	36	18	24	29	19	12			198
E-J7						12	5		3	8	9			37
 JAGUAR	Total	37	26	32	9	22	7	10	21	80	48	0	0	292
	Share	3,00%	2,13%	2,20%	0,60%	1,35%	0,57%	0,71%	1,33%	2,31%	2,08%			1,72%
F-TYPE			7	11		3	1	2	8	13	10			55
E-PACE		25	14	7	2	5		2	6	23	8			92
F-PACE		9	4	12	6	10	5	3	5	40	28			122
IPACE		2	1	2	1	4	1	3	2	4	2			22



EMPLACAMENTO DAS ASSOCIADAS ABEIFA - 2022

VEÍCULOS IMPORTADOS

MARCA/MODELO		jan	fev	mar	abr	mai	jun	jul	ago	set	out	nov	dez	Total
XE		1												1
 KIA	Total	321	342	417	409	413	380	533	524	660	394	0	0	4.393
	Share	26,01%	28,06%	28,72%	27,27%	25,34%	30,89%	38,04%	33,23%	19,03%	17,09%			25,82%
BONGO		151	155	181	203	245	231	254	272	247	257			2.196
UK2500				1	3	11	5	4	5	4				33
CARNIVAL		49	41	28	32	27	28	25	31	25	24			310
CERATO		44	40	41	50	32	39	23	22	12	14			317
PICANTO			1											1
SORENTO							1			1				2
SOUL							1							1
SPORTAGE		38	31	29	39	13	11	163	131	121	71			647
STINGER					1									1
RIO														0
EV6														0
STONIC		39	74	137	81	85	64	64	63	104	28			739
NIRO										146				146
 LAND ROVER	Total	188	167	131	69	100	76	61	71	118	241	0	0	1.222
	Share	15,24%	13,70%	9,02%	4,60%	6,13%	6,18%	4,35%	4,50%	3,40%	10,46%			7,18%
DEFENDER		86	45	49	25	36	39	19	32	23	170			524
DISCOVERY 4		14	5	7	1	2	2	15	15	13	23			97
EVOQUE		2					1							3
RANGE ROVER														0
RANGE ROVER SPORT		60	100	72	40	62	34	26	10	19	4			427
VELAR		26	17	3	3			1	14	63	44			171
LR2														0
 MCLAREN	Total	0	1	3	0	1	2	0	0	2	1	0	0	10
	Share	0,00%	0,08%	0,21%	0,00%	0,06%	0,16%	0,00%	0,00%	0,06%	0,04%			0,06%
720S				1			1			1	1			4
765LT				2			1							3
GT			1											1
SENNA						1				1				2
 PORSCHE	Total	131	185	380	290	260	259	286	314	291	254	0	0	2.650
	Share	10,62%	15,18%	26,17%	19,33%	15,95%	21,06%	20,41%	19,91%	8,39%	11,02%			15,57%
911		5	11	23	26	38	54	37	11	75	60			340
911 TURBO		9	13	17	18	17	12	9	21	30	13			159
918									1	1				2
BOXSTER		10	23	12	21	8	2	4	1		1			82
TAYCAN		21	22	26	23	21	34	41	22	13	3			226
CAYENNE		18	30	103	75	81	61	79	115	55	71			688
CAYMAN		8	7	7	7	7	2	1	1					40
MACAN		46	56	176	111	81	74	73	118	96	93			924
PANAMERA		14	23	16	9	7	20	42	24	21	13			189

EMPLACAMENTO DAS ASSOCIADAS ABEIFA - 2022

VEÍCULOS IMPORTADOS

MARCA/MODELO		jan	fev	mar	abr	mai	jun	jul	ago	set	out	nov	dez	Total
 SUZUKI	Total	43	61	73	64	65	55	56	66	59	106	0	0	648
	Share	3,48%	5,00%	5,03%	4,27%	3,99%	4,47%	4,00%	4,19%	1,70%	4,60%			3,81%
SCROSS														0
JIMNY									4	9	12			25
JIMNY SIERRA		43	61	73	64	65	55	56	62	50	94			623
 VOLVO	Total	445	356	295	529	582	314	251	267	499	466	0	0	4.004
	Share	36,06%	29,20%	20,32%	35,27%	35,71%	25,53%	17,92%	16,93%	14,38%	20,22%			23,53%
C40		5	51	53	125	86	50	1	55	52	41			519
S60		2		1										3
S90		4	1											5
XC40		219	91	128	98	109	122	75	98	145	264			1.349
XC60		198	201	103	136	279	84	101	66	216	77			1.461
XC90		17	12	10	170	108	58	74	48	86	84			667
OUTROS		Total	0	0	0	0	0	0	0	0	0	0	0	0
TOTAL IMPORTADOS ...		1.234	1.219	1.452	1.500	1.630	1.230	1.401	1.577	3.469	2.305	0	0	17.017