









EMPLACAMENTO DAS ASSOCIADAS ABEIFA - 2018

VEÍCULOS IMPORTADOS






MARCA/MODELO		jan	fev	mar	abr	mai	jun	jul	ago	set	out	nov	dez	Total
 BMW	Total	161	153	226	260	302	242	207	291	232	249	0	0	2.323
	Share	6,64%	5,94%	6,54%	8,03%	9,33%	8,03%	6,68%	7,66%	7,96%	7,15%			7,43%
SÉRIE 1								1	40	28	22			91
SÉRIE 2		31	21	33	42	61	32	34	12	5	7			278
SÉRIE 3			1	1	1			1						4
SÉRIE 4		9	10	4	8	16	11	13	14	14	17			116
SÉRIE 5		26	19	28	30	34	40	17	26	17	19			256
SÉRIE 6														0
SÉRIE 7		2	2		1	1	1		7	2				16
I3							1		4					5
I8		8	2	2				1			2			15
X1		2									1			3
X2					46	87	46	51	84	92	87			493
X3			19	68	25	9	5	5	2	4	6			143
X4		18	18	16	9	5	4	1	4		2			77
X5		30	31	32	59	50	65	43	38	38	42			428
X6		19	18	23	15	15	19	18	29	13	19			188
525											1			1
M135I														0
M140I		2	2	3	3	1	1	4	2	6	10			34
M2		4	4	5	3	5	3	4						28
M235I														0
M240I		3	1	7	8	9	8	4	1		1			42
M3 SEDAN		6	4	4	6	4	3		6	1	1			35
M4					1	3	1			4	2			11
M5							2	9	21	8	10			50
M6		1	1		3	2		1	1					9
Z3														0
Z4														0
 BYD	Total	1	0	4	0	1	16	23	1	0	0	0	0	46
	Share	0,04%	0,00%	0,12%	0,00%	0,03%	0,53%	0,74%	0,03%	0,00%	0,00%			0,15%
E5				4			15	18						37
E6						1	1	4						6
T3		1						1	1					3
 CAOA CHERY	Total	0	0	0	1	1	0	0	4	0	0	0	0	6
	Share	0,00%	0,00%	0,00%	0,03%	0,03%	0,00%	0,00%	0,11%	0,00%	0,00%			0,02%
CELER														0
CELER SEDAN														0
CIELO HATCH														0
CIELO SEDAN									2					2
FACE														0
QQ														0
S-18														0
TIGGO					1	1			2					4
 FERRARI	Total	1	3	1	2	3	6	1	3	2	3	0	0	25
	Share	0,04%	0,12%	0,03%	0,06%	0,09%	0,20%	0,03%	0,08%	0,07%	0,09%			0,08%
458			1											1
488 GTB						1	1	1	1		1			5
488 SPIDER			2	1		2	3							8
488 PISTA														0
812					2		2		1					5
GTC4 LUSO		1							1	1				3
GTC4 LUSO T														0
F12 TDF										1				1
PORTOFINO											2			2

EMPLACAMENTO DAS ASSOCIADAS ABEIFA - 2018
VEÍCULOS IMPORTADOS




MARCA/MODELO		jan	fev	mar	abr	mai	jun	jul	ago	set	out	nov	dez	Total	
	JAC MOTORS	Total	283	341	436	370	384	388	300	363	241	326	0	0	3.432
		Share	11,67%	13,23%	12,61%	11,43%	11,86%	12,88%	9,67%	9,55%	8,27%	9,36%			10,98%
	A13 HACTH														0
	J2									1					1
	J3						1								1
	J3 TURIN		1					1			1				3
	J5	1								1					2
	J6 2.0 5S														0
	J6 2.0 JETFLEX 7S							1	2	1	2				6
	S5														0
	S7	1													1
	T 140							1							1
	T 40	174	254	290	236	259	288	230	302	183	279				2.495
	T 5	91	66	104	94	90	69	33	23	40	25				635
	T 6	12	10	26	19	8	9	11	27	6	3				131
	T 8			3	2	3	6	4	1						19
	V260	4	10	13	19	24	15	19	8	9	16				137
	JAGUAR	Total	102	84	89	91	65	155	234	264	210	187	0	0	1.481
		Share	4,20%	3,26%	2,57%	2,81%	2,01%	5,14%	7,55%	6,95%	7,21%	5,37%			4,74%
	F-TYPE	1			2		2	3	7	2	7				24
	E-PACE						67	158	192	165	136				718
	F-PACE	62	55	63	72	44	47	36	40	24	26				469
	XE	3	1		2		2	7	3	5	4				27
	XE S	30	24	24	9	16	34	13	17	10	10				187
	XF	1	1	1	4	1		5			2				15
	XFR	5	1	1	2	4	3	9	2	1					28
	XJ		2					3	3	3	2				13
	XK														0
	KIA MOTORS	Total	618	983	1.416	1.098	1.122	858	804	1.064	946	953	0	0	9.862
		Share	25,47%	38,15%	40,96%	33,92%	34,65%	28,48%	25,93%	28,00%	32,48%	27,35%			31,56%
	BONGO	110	156	154	158	179	166	191	260	350	296				2.020
	CADENZA	1													1
	CARENS									1					1
	CARNIVAL	15	26	28	21	29	29	11	26	24	23				232
	CERATO	139	214	540	310	266	124	106	129	110	153				2.091
	MOHAVE	1													1
	OPTIMA														0
	PICANTO	13	69	28	5										115
	QUORIS														0
	SEDONA														0
	SORENTO	27	40	34	48	76	50	59	73	46	60				513
	SOUL	1			31	8	1	4	20	15	15				95
	SPORTAGE	310	478	632	525	564	488	433	556	400	396				4.782
	STINGER	1									10				11
	LAMBORGHINI	Total	1	0	1	1	1	1	2	4	1	1	0	0	13
		Share	0,04%	0,00%	0,03%	0,03%	0,03%	0,03%	0,06%	0,11%	0,03%	0,03%			0,04%
	HURACAN			1	1	1	1	1	2		1				8
	AVENTADOR	1						1	2	1					5
	URUS														0

EMPLACAMENTO DAS ASSOCIADAS ABEIFA - 2018

VEÍCULOS IMPORTADOS

MARCA/MODELO		jan	fev	mar	abr	mai	jun	jul	ago	set	out	nov	dez	Total	
	LAND ROVER	Total	178	111	100	210	215	223	237	259	212	166	0	0	1.911
		Share	7,34%	4,31%	2,89%	6,49%	6,64%	7,40%	7,64%	6,82%	7,28%	4,76%			6,12%
	DEFENDER										1			1	
	DISCOVERY 4	62	25	18	106	105	108	76	80	81	52			713	
	DISCOVERY SPORT			1										1	
	EVOQUE	5	2	2	2	1	2	2	3	13	12			44	
	FREELANDER					1								1	
	RANGE ROVER		9	8	11	5	6	3	12	7	4			65	
	RANGE ROVER SPORT	25	8	9	9	39	60	90	87	54	17			398	
	VELAR	86	67	62	82	64	47	66	77	57	80			688	
	LIFAN	Total	288	192	239	240	247	146	167	193	127	141	0	0	1.980
		Share	11,87%	7,45%	6,91%	7,41%	7,63%	4,85%	5,39%	5,08%	4,36%	4,05%			6,34%
	FOISON	25	18	11	7	6	4	1	2		1			75	
	LF 320													0	
	LF 530	45	34	55	51	58	32	23	18	8	8			332	
	LF 620													0	
	X50													0	
	X60	216	139	173	181	168	108	105	129	90	109			1.418	
	X70	2	1		1									4	
	X80					15	2	38	44	29	23			151	
	MASERATI	Total	2	1	6	3	4	3	6	2	1	4	0	0	32
		Share	0,08%	0,04%	0,17%	0,09%	0,12%	0,10%	0,19%	0,05%	0,03%	0,11%			0,10%
	GRANTURISMO													0	
	LEVANTE	1		3	3	3	3	6	1	1	3			24	
	QUATTROPORTE		1	1					1					3	
	GRANCABRIO			1										1	
	Ghibli	1		1		1					1			4	
	MINI	Total	143	127	141	107	103	107	133	191	148	171	0	0	1.371
		Share	5,89%	4,93%	4,08%	3,31%	3,18%	3,55%	4,29%	5,03%	5,08%	4,91%			4,39%
	ONE						1							1	
	COOPER	18	13	16	13	18	17	17	33	35	19			199	
	COOPER 5P	8	11	9	3	9	6	14	27	21	25			133	
	COOPER S	25	20	27	17	13	15	30	35	23	28			233	
	COOPER S 5P	15	18	23	14	10	6	17	14	19	23			159	
	COOPER S PACEMAN													0	
	COOPER S CLUBMAN	2	3	3	5		1	2	2	1				19	
	COOPER S CABRIO	14	13	15	7	1	3	2						55	
	COOPER S COUNTRYMAN	42	36	42	42	46	53	40	62	33	53			449	
	COOPER JCW ROADSTER													0	
	COOPER JCW CABRIO													0	
	COOPER JCW COUNTRYMAN	8	6	4	2	5	3	4	5	4	1			42	
	COOPER JCW PACEMAN													0	
	COOPER HATCH JCW 3P	11	7	2	4	1	2	7	13	12	22			81	
	COOPER S ROADSTER													0	
	COOPER RED BULL													0	
	PORSCHE	Total	101	102	128	121	100	127	112	121	132	176	0	0	1.220
		Share	4,16%	3,96%	3,70%	3,74%	3,09%	4,22%	3,61%	3,18%	4,53%	5,05%			3,90%
	911	13	15	14	6	13	16	10	8	31	21			147	
	911 TURBO	1	4	3	2	4	4	2	1	3	1			25	
	BOXSTER	10	7	14	9	9	15	15	8	19	22			128	
	CAYENNE	20	24	34	35	12	7	11	66	39	56			304	
	CAYMAN	10	7	10	15	6	12	11	9	6	1			87	
	MACAN	30	35	39	33	46	61	54	26	24	40			388	
	PANAMERA	17	10	14	21	10	12	9	3	10	35			141	

EMPLACAMENTO DAS ASSOCIADAS ABEIFA - 2018
VEÍCULOS IMPORTADOS

MARCA/MODELO		jan	fev	mar	abr	mai	jun	jul	ago	set	out	nov	dez	Total
 ROLLS ROYCE	Total	0	0	0	0	0	0	1	0	0	0	0	0	1
	Share	0,00%	0,00%	0,00%	0,00%	0,00%	0,00%	0,03%	0,00%	0,00%	0,00%			0,00%
GHOST														0
WRAITH														0
PHANTOM														0
DAWN								1						1
CULLINAN														0
 SUZUKI	Total	181	200	221	197	190	204	268	264	175	211	0	0	2.111
	Share	7,46%	7,76%	6,39%	6,09%	5,87%	6,77%	8,64%	6,95%	6,01%	6,06%			6,76%
GRAN VITARA														0
SWIFT														0
SCROSS		39	33	57	53	57	39	59	60	46	55			498
VITARA		142	167	164	144	133	165	209	204	129	156			1.613
 VOLVO	Total	366	280	449	536	500	537	606	776	486	896	0	0	5.432
	Share	15,09%	10,87%	12,99%	16,56%	15,44%	17,82%	19,54%	20,42%	16,68%	25,72%			17,38%
240														0
S60		15	8	17	11	6	5		1	3				66
S90								1		5	8			14
V40		67	33	47	50	42	43	24	34	21	30			391
V60		3	1	7	9	8	7	8	5	1	16			65
XC40				62	133	121	137	335	473	140	461			1.862
XC60		200	190	236	269	249	263	160	192	232	310			2.301
XC90		81	48	80	64	74	82	78	71	84	71			733
OUTROS	Total	0	0	0	0	0	0	0	0	0	0			0
TOTAL IMPORTADOS ...		2.426	2.577	3.457	3.237	3.238	3.013	3.101	3.800	2.913	3.484	0	0	31.246