









EMPLACAMENTO DAS ASSOCIADAS ABEIFA - 2024

VEÍCULOS IMPORTADOS

MARCA/MODELO		jan	fev	mar	abr	mai	jun	jul	ago	set	out	nov	dez	Total	
 ASTON MARTIN	Total	1	0	0	1	2	3	1	1	3	0	3	0	15	
	Share	0,02%	0,00%	0,00%	0,01%	0,03%	0,04%	0,01%	0,01%	0,04%	0,00%	0,03%		0,02%	
	DBX	1				1						1		3	
	DB12					1	2			3				6	
	DBS770								1					1	
	VALOUR											1		1	
	VANTAGE				1			1					1	3	
	VANTAGE V12						1							1	
 BYD	Total	4.295	4.426	6.206	7.037	5.253	5.335	6.081	6.707	5.960	7.401	8.048	0	66.749	
	Share	70,08%	73,62%	74,54%	77,96%	69,29%	68,14%	70,26%	73,20%	73,15%	76,10%	79,25%		73,55%	
	E5														0
	HAN	19	6		1		1	4	3	3	2			39	
	TAN	49	4	10	16	40	11	19	14	6	9	4		182	
	T3	5	5	3	81		1		1					96	
	D1				8									8	
	SONG PLUS	1.519	1.900	1.449	1.698	1.560	1.911	2.139	2.515	2.171	2.340	3.257		22.459	
	YUAN PLUS	274	225	224	196	193	219	151	208	364	317	297		2.668	
	DOLPHIN	1.818	1.807	1.705	1.619	1.144	1.513	1.466	1.056	795	912	840		14.675	
	DOLPHIN MINI		25	2.466	3.136	2.103	1.318	1.488	2.298	2.169	2.808	2.294		20.105	
	SEAL	611	454	349	282	213	283	221	228	179	285	232		3.337	
	KING						78	593	384	273	585	1.075		2.988	
SHARK										143	49		192		
 JAC MOTORS	Total	127	158	211	144	115	48	122	94	162	299	370	0	1.850	
	Share	2,07%	2,63%	2,53%	1,60%	1,52%	0,61%	1,41%	1,03%	1,99%	3,07%	3,64%		2,04%	
	T40	1	1		1									3	
	V260			1		1						1		3	
	IEV 330P	2					2		1					5	
	IEV750	3		8	2									13	
	E-JS1	111	140	194	133	101	42	105	75	92	55	105		1.153	
	E-JS4	2	3	1	1	2	1		3	2	3	5		23	
	E-J7	3		4	2	2	1	1				1		14	
	EJV5.5	5	14		5	9	2	16		68	190	60		369	
	EJV12								15		45	196		256	
HUNTER			3								5	2	10		
JS6										1			1		
 JAGUAR	Total	26	9	22	36	13	16	20	11	24	59	13	0	249	
	Share	0,42%	0,15%	0,26%	0,40%	0,17%	0,20%	0,23%	0,12%	0,29%	0,61%	0,13%		0,27%	
	F-TYPE	1	1	3	2		1	1	4	1				14	
	E-PACE	1		1	1									3	
	F-PACE	24	8	17	33	13	14	19	7	22	56	13		226	
IPACE			1			1			1	3			6		



EMPLACAMENTO DAS ASSOCIADAS ABEIFA - 2024

VEÍCULOS IMPORTADOS

MARCA/MODELO		jan	fev	mar	abr	mai	jun	jul	ago	set	out	nov	dez	Total
 KIA	Total	461	377	469	536	392	364	512	540	429	398	360	0	4.838
	Share	7,52%	6,27%	5,63%	5,94%	5,17%	4,65%	5,92%	5,89%	5,27%	4,09%	3,55%		5,33%
BONGO		202	195	192	255	185	140	291	333	258	222	214		2.487
UK2500														0
CARNIVAL			2		1			37	8	50	39	28		165
CERATO				1				1	1					3
OPIRUS				1										1
SORENTO					1									1
SOUL			1											1
SPORTAGE		122	88	107	80	80	111	88	112	76	101	89		1.054
PICANTO							1							1
RIO														0
EV5									2	2	9	2		15
EV9									1					1
STONIC		56	42	109	147	88	63	48	33	25	2	10		623
NIRO		81	49	59	52	39	49	47	50	18	25	17		486
TELLURIDE														0
 LAND ROVER	Total	224	219	222	238	200	208	287	213	189	130	170	0	2.300
	Share	3,65%	3,64%	2,67%	2,64%	2,64%	2,66%	3,32%	2,32%	2,32%	1,34%	1,67%		2,53%
DEFENDER		56	55	76	77	42	43	115	92	86	45	67		754
DISCOVERY		58	70	58	58	50	44	44	36	31	13	18		480
EVOQUE														0
RANGE ROVER		78	70	59	62	74	95	87	74	59	50	45		753
RANGE ROVER SPORT														0
VELAR		32	24	29	41	34	26	41	11	13	22	40		313
LR2														0
 MCLAREN	Total	3	3	4	2	6	1	1	0	3	3	5	0	31
	Share	0,05%	0,05%	0,05%	0,02%	0,08%	0,01%	0,01%	0,00%	0,04%	0,03%	0,05%		0,03%
720S														0
750S		1	2		1	3	1			1		3		12
ARTURA		2	1	4	1	3		1		2	2	2		18
GTS											1			1
 PORSCHE	Total	295	451	516	537	610	615	631	596	571	508	405	0	5.735
	Share	4,81%	7,50%	6,20%	5,95%	8,05%	7,85%	7,29%	6,50%	7,01%	5,22%	3,99%		6,32%
911		48	117	126	152	90	72	146	137	111	83	46		1.128
911 TURBO		32	39	33	52	25	19	38	30	12	13	15		308
918								1						1
BOXSTER		42	84	94	46	47	55	92	88	86	95	65		794
TAYCAN		22	9	10	6	14	8	4	46	33	32	15		199
CAYENNE		35	60	58	80	282	324	175	155	167	66	108		1.510
CAYMAN		14	30	29	28	28	23	40	37	43	31	21		324
MACAN		77	85	155	122	68	86	119	88	109	175	112		1.196
PANAMERA		25	27	11	51	56	28	16	15	10	13	23		275

EMPLACAMENTO DAS ASSOCIADAS ABEIFA - 2024

VEÍCULOS IMPORTADOS

MARCA/MODELO		jan	fev	mar	abr	mai	jun	jul	ago	set	out	nov	dez	Total
 SUZUKI	Total	29	31	76	59	63	92	170	152	195	101	173	0	1.141
	Share	0,47%	0,52%	0,91%	0,65%	0,83%	1,17%	1,96%	1,66%	2,39%	1,04%	1,70%		1,26%
SCROSS														0
JIMNY		1	4	6	4	1	5	15	8	10	5	6		65
JIMNY SIERRA		28	27	70	55	62	87	155	144	185	96	167		1.076
 VOLVO	Total	668	338	600	437	927	1.148	830	849	612	826	608	0	7.843
	Share	10,90%	5,62%	7,21%	4,84%	12,23%	14,66%	9,59%	9,27%	7,51%	8,49%	5,99%		8,64%
C40		83	32	124	50	47	74	102	71	45	61	58		747
S60														0
S90														0
XC40		192	81	84	66	56	95	36	30	31	55	43		769
XC60		285	166	282	203	267	244	256	325	219	442	264		2.953
XC90		108	59	110	88	89	69	119	106	63	92	65		968
EC40									3			7		10
EX30					30	468	666	317	314	254	176	169		2.394
EX40												2		2
OUTROS	Total	0	0	0	0	0	0	0	0	0	0	0	0	0
TOTAL IMPORTADOS ...		6.129	6.012	8.326	9.027	7.581	7.830	8.655	9.163	8.148	9.725	10.155	0	90.751