









EMPLACAMENTO DAS ASSOCIADAS ABEIFA - 2021

VEÍCULOS IMPORTADOS

MARCA/MODELO		jan	fev	mar	abr	mai	jun	jul	ago	set	out	nov	dez	Total
 BMW	Total	315	224	210	0	0	0	0	0	0	0	0	0	749
	Share	15,67%	12,15%	9,73%										12,46%
SÉRIE 1		3												3
SÉRIE 2		7	1	2										10
SÉRIE 3		23	31	26										80
SÉRIE 4														0
SÉRIE 5		8	6	2										16
SÉRIE 7		6	13	15										34
I3		32	12	16										60
I8														0
X2		7	25	36										68
X3		64	16	18										98
X4			2											2
X5		105	43	15										163
X6		19	10	4										33
X7		4	3	3										10
M135I		8	11	21										40
M140I														0
M2				10										10
M235I		8	8	5										21
M340I		6	14	9										29
M760LI			1	2										3
M4														0
M5		2	1											3
M8		1	3	4										8
Z4		12	24	22										58
M850I														0
 BYD	Total	5	7	14	0	0	0	0	0	0	0	0	0	26
	Share	0,25%	0,38%	0,65%										0,43%
E5		5	5											10
T3			2	14										16
 CAOA CHERY	Total	0	0	0	0	0	0	0	0	0	0	0	0	0
	Share	0,00%	0,00%	0,00%										0,00%
QQ														0
TIGGO														0
S-18														0
 FERRARI	Total	4	2	2	0	0	0	0	0	0	0	0	0	8
	Share	0,20%	0,11%	0,09%										0,13%
488 PISTA SPIDER		1												1
488 PISTA COUPÉ														0
F8 TRIBUTO		1		1										2
F8 SPIDER		1	2											3
GTC4LUSSO		1												1
SF90 STRADALE				1										1





EMPLACAMENTO DAS ASSOCIADAS ABEIFA - 2021

VEÍCULOS IMPORTADOS

MARCA/MODELO		jan	fev	mar	abr	mai	jun	jul	ago	set	out	nov	dez	Total
	JAC MOTORS	Total	83	58	82	0	0	0	0	0	0	0	0	223
		Share	4,13%	3,15%	3,80%									
T40			33	24	33									90
T50			13	11	14									38
T60			8	9	15									32
T80			3	3	5									11
T 6														0
V260			11	9	13									33
IEV20			9	2	2									13
IEV40			5											5
IEV60														0
IEV 330P			1											1
	JAGUAR	Total	28	28	12	0	0	0	0	0	0	0	0	68
		Share	1,39%	1,52%	0,56%									
F-TYPE			11	14	6									31
E-PACE			3	1	1									5
F-PACE			6	5	3									14
IPACE			8	8	2									18
XE														0
XE S														0
XF														0
XJ														0
	KIA MOTORS	Total	393	330	284	0	0	0	0	0	0	0	0	1.007
		Share	19,55%	17,90%	13,15%									
BONGO			95	112	92									299
UK2500					1									1
CADENZA														0
CARNIVAL			4	1	1									6
CERATO			127	69	40									236
OPTIMA					1									1
PICANTO														0
SORENTO			15	9	9									33
SELTOS														0
SOUL														0
SPORTAGE			101	96	112									309
STINGER			1		1									2
RIO			50	43	27									120
	LAMBORGHINI	Total	1	0	2	0	0	0	0	0	0	0	0	3
		Share	0,05%	0,00%	0,09%									
HURACAN COUPÉ														0
HURACAN SPYDER			1											1
AVENTADOR														0
URUS					2									2




EMPLACAMENTO DAS ASSOCIADAS ABEIFA - 2021

VEÍCULOS IMPORTADOS

MARCA/MODELO		jan	fev	mar	abr	mai	jun	jul	ago	set	out	nov	dez	Total	
 LAND ROVER	Total	155	416	293	0	0	0	0	0	0	0	0	0	864	
	Share	7,71%	22,56%	13,57%										14,37%	
	DEFENDER	62	82	73											217
	DISCOVERY 4	1	1	2											4
	DISCOVERY SPORT														0
	EVOQUE	53	239	118											410
	RANGE ROVER	4	14	12											30
	RANGE ROVER SPORT	19	70	73											162
	VELAR	16	10	15											41
 MASERATI	Total	1	1	1	0	0	0	0	0	0	0	0	0	3	
	Share	0,05%	0,05%	0,05%										0,05%	
	LEVANTE	1	1	1											3
	QUATTROPORTE														0
Ghibli														0	
 MINI	Total	106	77	66	0	0	0	0	0	0	0	0	0	249	
	Share	5,27%	4,18%	3,06%										4,14%	
	COOPER	6	4	2											12
	COOPER CABRIO														0
	COOPER 5P	2	3	4											9
	COOPER S	15	16	11											42
	COOPER S 5P	12	14	7											33
	COOPER CLUBMAN	1	4	4											9
	COOPER S CLUBMAN														0
	COOPER S CABRIO	3	4	1											8
	COOPER COUNTRYMAN	17	10	5											32
	COOPER S COUNTRYMAN														0
	COOPER JCW CABRIO	4	3												7
	COOPER JCW COUNTRYMAN	11	8	5											24
COOPER SE COUNTRYMAN	22	7	20											49	
COOPER HATCH JCW 3P	13	4	7											24	
COOPER JCW GP3														0	
 PORSCHE	Total	169	200	380	0	0	0	0	0	0	0	0	0	749	
	Share	8,41%	10,85%	17,60%										12,46%	
	911	32	62	86											180
	911 TURBO	31	13	11											55
	918			1											1
	BOXSTER	23	5	28											56
	TAYCAN	34	73	49											156
	CAYENNE	1	18	75											94
	CAYMAN	6	7	11											24
	MACAN	41	21	117											179
PANAMERA	1	1	2											4	

EMPLACAMENTO DAS ASSOCIADAS ABEIFA - 2021

VEÍCULOS IMPORTADOS

MARCA/MODELO		jan	fev	mar	abr	mai	jun	jul	ago	set	out	nov	dez	Total
 ROLLS ROYCE	Total	0	0	0	0	0	0	0	0	0	0	0	0	0
	Share	0,00%	0,00%	0,00%										0,00%
WRAITH														0
CULLINAN														0
 SUZUKI	Total	106	116	86	0	0	0	0	0	0	0	0	0	308
	Share	5,27%	6,29%	3,98%										5,12%
SCROSS		15	11	14										40
VITARA		34	35	23										92
JIMNY SIERRA		57	70	49										176
 VOLVO	Total	644	385	727	0	0	0	0	0	0	0	0	0	1.756
	Share	32,04%	20,88%	33,67%										29,20%
S60		52	28	9										89
S90		8	3											11
XC40		306	158	351										815
XC60		227	178	243										648
XC90		51	18	124										193
TOTAL IMPORTADOS ...		2.010	1.844	2.159	0	0	0	0	0	0	0	0	0	6.013