









EMPLACAMENTO DAS ASSOCIADAS ABEIFA - 2024

VEÍCULOS IMPORTADOS

MARCA/MODELO		jan	fev	mar	abr	mai	jun	jul	ago	set	out	nov	dez	Total
 ASTON MARTIN	Total	1	0	0	1	2	0	0	0	0	0	0	0	4
	Share	0,02%	0,00%	0,00%	0,01%	0,03%								0,01%
DBX		1				1								2
DBS														0
DBS770														0
DB12						1								1
VANTAGE					1									1
VANTAGE F1														0
VANTAGE V12														0
 BYD	Total	4.297	4.428	6.212	7.044	5.255	0	0	0	0	0	0	0	27.236
	Share	70,09%	73,65%	74,56%	77,96%	69,31%								73,43%
E5														0
HAN		19	6		1									26
TAN		49	4	10	16	40								119
T3		5	5	3	81									94
D1					8									8
SONG PLUS		1.520	1.901	1.450	1.699	1.560								8.130
YUAN PLUS		274	225	224	196	193								1.112
DOLPHIN		1.819	1.807	1.706	1.619	1.145								8.096
DOLPHIN MINI			25	2.469	3.141	2.104								7.739
SEAL		611	455	350	283	213								1.912
 JAC MOTORS	Total	127	158	211	146	115	0	0	0	0	0	0	0	757
	Share	2,07%	2,63%	2,53%	1,62%	1,52%								2,04%
T40		1	1		1									3
T60														0
T80														0
T5														0
T8														0
V260				1		1								2
IEV20														0
IEV 330P		2												2
IEV350T														0
IEV750		3		8	2									13
E-JS1		111	140	194	135	101								681
E-JS4		2	3	1	1	2								9
E-J7		3		4	2	2								11
EJV5.5		5	14		5	9								33
HUNTER				3										3
 JAGUAR	Total	26	9	22	36	13	0	0	0	0	0	0	0	106
	Share	0,42%	0,15%	0,26%	0,40%	0,17%								0,29%
F-TYPE		1	1	3	2									7
E-PACE		1		1	1									3
F-PACE		24	8	17	33	13								95
IPACE				1										1



EMPLACAMENTO DAS ASSOCIADAS ABEIFA - 2024

VEÍCULOS IMPORTADOS

MARCA/MODELO		jan	fev	mar	abr	mai	jun	jul	ago	set	out	nov	dez	Total
 KIA	Total	461	377	469	535	392	0	0	0	0	0	0	0	2.234
	Share	7,52%	6,27%	5,63%	5,92%	5,17%								6,02%
BONGO		202	195	192	255	185								1.029
UK2500														0
CARNIVAL			2											2
CERATO				1										1
OPIRUS				1										1
SORENTO					1									1
SOUL			1											1
SPORTAGE		122	88	107	80	80								477
STINGER														0
RIO														0
EV6														0
STONIC		56	42	109	147	88								442
NIRO		81	49	59	52	39								280
TELLURIDE														0
 LAND ROVER	Total	224	219	222	238	200	0	0	0	0	0	0	0	1.103
	Share	3,65%	3,64%	2,66%	2,63%	2,64%								2,97%
DEFENDER		56	55	76	77	42								306
DISCOVERY		58	70	58	58	50								294
EVOQUE														0
RANGE ROVER		78	70	59	62	74								343
RANGE ROVER SPORT														0
VELAR		32	24	29	41	34								160
LR2														0
 MCLAREN	Total	3	1	4	1	4	0	0	0	0	0	0	0	13
	Share	0,05%	0,02%	0,05%	0,01%	0,05%								0,04%
720S														0
750S		1				1								2
765LT														0
GT														0
ARTURA		2	1	4	1	3								11
P1														0
 PORSCHE	Total	295	451	516	537	611	0	0	0	0	0	0	0	2.410
	Share	4,81%	7,50%	6,19%	5,94%	8,06%								6,50%
911		48	117	126	152	90								533
911 TURBO		32	39	33	52	25								181
BOXSTER		42	84	94	46	47								313
TAYCAN		22	9	10	6	14								61
CAYENNE		35	60	58	80	283								516
CAYMAN		14	30	29	28	28								129
MACAN		77	85	155	122	68								507
PANAMERA		25	27	11	51	56								170

EMPLACAMENTO DAS ASSOCIADAS ABEIFA - 2024

VEÍCULOS IMPORTADOS

MARCA/MODELO		jan	fev	mar	abr	mai	jun	jul	ago	set	out	nov	dez	Total
 SUZUKI	Total	29	31	76	59	63	0	0	0	0	0	0	0	258
	Share	0,47%	0,52%	0,91%	0,65%	0,83%								0,70%
SCROSS														0
JIMNY		1	4	6	4	1								16
JIMNY SIERRA		28	27	70	55	62								242
 VOLVO	Total	668	338	600	438	927	0	0	0	0	0	0	0	2.971
	Share	10,90%	5,62%	7,20%	4,85%	12,23%								8,01%
C40		83	32	124	50	47								336
S60														0
S90														0
XC40		192	81	84	66	56								479
XC60		285	166	282	203	267								1.203
XC90		108	59	110	88	89								454
EX30					31	468								499
OUTROS	Total	0	0	0	0	0	0	0	0	0	0	0	0	0
TOTAL IMPORTADOS ...		6.131	6.012	8.332	9.035	7.582	0	0	0	0	0	0	0	37.092