










## EMPLACAMENTO DAS ASSOCIADAS ABEIFA - 2021

### VEÍCULOS IMPORTADOS

MARCA/MODELO		jan	fev	mar	abr	mai	jun	jul	ago	set	out	nov	dez	Total
 <b>ASTON MARTIN</b>	Total	0	0	0	0	0	0	0	0	0	0	0	0	0
	Share	0,00%	0,00%	0,00%	0,00%	0,00%								0,00%
DBS/VANTAGE														0
 <b>BMW</b>	Total	315	224	210	312	315	0	0	0	0	0	0	0	1.376
	Share	15,67%	12,15%	9,71%	13,89%	13,91%								13,07%
SÉRIE 1		3			1	4								8
SÉRIE 2		7	1	2	2	4								16
SÉRIE 3		23	31	26	5	18								103
SÉRIE 4						1								1
SÉRIE 5		8	6	2	9	11								36
SÉRIE 7		6	13	15	17	18								69
I3		32	12	16	9	5								74
X2		7	25	36	58	54								180
X3		64	16	18	52	52								202
X4			2		1	4								7
X5		105	43	15	38	38								239
X6		19	10	4	11	17								61
X7		4	3	3	11	2								23
M135I		8	11	21	22	11								73
M2				10	14	4								28
M3						9								9
M235I		8	8	5	14	10								45
M340I		6	14	9	4	3								36
M760LI			1	2										3
M5		2	1			5								8
M8		1	3	4	2									10
Z4		12	24	22	42	45								145
 <b>BYD</b>	Total	5	7	14	1	4	0	0	0	0	0	0	0	31
	Share	0,25%	0,38%	0,65%	0,04%	0,18%								0,29%
E5		5	5		1									11
T3			2	14		4								20
 <b>CAOA CHERY</b>	Total	0	0	0	1	3	0	0	0	0	0	0	0	4
	Share	0,00%	0,00%	0,00%	0,04%	0,13%								0,04%
TIGGO 8					1									1
EXEED LX						3								3
 <b>FERRARI</b>	Total	4	2	2	2	4	0	0	0	0	0	0	0	14
	Share	0,20%	0,11%	0,09%	0,09%	0,18%								0,13%
488 PISTA SPIDER		1												1
812 GTS					1									1
F8 TRIBUTO		1		1		2								4
F8 SPIDER		1	2		1									4
GTC4LUSSO		1												1
SF90 STRADALE				1		1								2
ROMA						1								1






## EMPLACAMENTO DAS ASSOCIADAS ABEIFA - 2021

### VEÍCULOS IMPORTADOS

MARCA/MODELO		jan	fev	mar	abr	mai	jun	jul	ago	set	out	nov	dez	Total
 <b>JAC MOTORS</b>	<b>Total</b>	83	58	82	64	64	0	0	0	0	0	0	0	351
	<b>Share</b>	<b>4,13%</b>	<b>3,15%</b>	<b>3,79%</b>	<b>2,85%</b>	<b>2,83%</b>								<b>3,33%</b>
	T40	33	24	33	26	23								139
	T50	13	11	14	11	9								58
	T60	8	9	15	16	16								64
	T80	3	3	5	4									15
	V260	11	9	13	4	13								50
	IEV20	9	2	2	3	2								18
	IEV40	5				1								6
	IEV60													0
IEV 330P	1												1	
 <b>JAGUAR</b>	<b>Total</b>	28	28	12	11	18	0	0	0	0	0	0	0	97
	<b>Share</b>	<b>1,39%</b>	<b>1,52%</b>	<b>0,55%</b>	<b>0,49%</b>	<b>0,80%</b>								<b>0,92%</b>
	F-TYPE	11	14	6	7	14								52
	E-PACE	3	1	1										5
	F-PACE	6	5	3	1									15
	IPACE	8	8	2	3	4								25
	XE													0
	XE S													0
	XF													0
	XJ													0
 <b>KIA MOTORS</b>	<b>Total</b>	393	330	284	326	419	0	0	0	0	0	0	0	1.752
	<b>Share</b>	<b>19,55%</b>	<b>17,90%</b>	<b>13,13%</b>	<b>14,51%</b>	<b>18,51%</b>								<b>16,64%</b>
	BONGO	95	112	92	142	180								621
	UK2500			1	1									2
	CADENZA													0
	CARNIVAL	4	1	1										6
	CERATO	127	69	40	43	46								325
	OPTIMA			1										1
	PICANTO													0
	SORENTO	15	9	9	10	7								50
	SELTOS													0
	SOUL					1								1
	SPORTAGE	101	96	112	112	172								593
STINGER	1		1		1								3	
RIO	50	43	27	18	12								150	
 <b>LAMBORGHINI</b>	<b>Total</b>	1	0	2	1	3	0	0	0	0	0	0	0	7
	<b>Share</b>	<b>0,05%</b>	<b>0,00%</b>	<b>0,09%</b>	<b>0,04%</b>	<b>0,13%</b>								<b>0,07%</b>
	HURACAN COUPÉ					1								1
	HURACAN SPYDER	1												1
	AVENTADOR				1									1
URUS			2		2								4	




## EMPLACAMENTO DAS ASSOCIADAS ABEIFA - 2021

### VEÍCULOS IMPORTADOS

MARCA/MODELO		jan	fev	mar	abr	mai	jun	jul	ago	set	out	nov	dez	Total
	<b>LAND ROVER</b>	<b>Total</b>	155	416	292	371	301	0	0	0	0	0	0	1.535
		<b>Share</b>	<b>7,71%</b>	<b>22,56%</b>	<b>13,50%</b>	<b>16,51%</b>	<b>13,30%</b>							<b>14,58%</b>
	DEFENDER		62	82	73	59	60							336
	DISCOVERY 4		1	1	2	50	40							94
	EVOQUE		53	239	117	125	58							592
	RANGE ROVER		4	14	12	9	10							49
	RANGE ROVER SPORT		19	70	73	78	85							325
	VELAR		16	10	15	49	48							138
LR2					1								1	
	<b>MASERATI</b>	<b>Total</b>	1	1	1	3	4	0	0	0	0	0	0	10
		<b>Share</b>	<b>0,05%</b>	<b>0,05%</b>	<b>0,05%</b>	<b>0,13%</b>	<b>0,18%</b>							<b>0,09%</b>
	LEVANTE		1	1	1	2	3							8
	GIBLI				1	1								2
	<b>MCLAREN</b>	<b>Total</b>	0	0	5	2	1	0	0	0	0	0	0	8
		<b>Share</b>	<b>0,00%</b>	<b>0,00%</b>	<b>0,23%</b>	<b>0,09%</b>	<b>0,04%</b>							<b>0,08%</b>
	720S				1									1
	765LT			3	1	1								5
	GT			1										1
	P1				1								1	
	<b>MINI</b>	<b>Total</b>	106	77	66	57	73	0	0	0	0	0	0	379
		<b>Share</b>	<b>5,27%</b>	<b>4,18%</b>	<b>3,05%</b>	<b>2,54%</b>	<b>3,22%</b>							<b>3,60%</b>
	COOPER		6	4	2	1								13
	COOPER 5P		2	3	4	1	1							11
	COOPER S		15	16	11	9	26							77
	COOPER S 5P		12	14	7	5	6							44
	COOPER CLUBMAN		1	4	4	4	3							16
	COOPER S CABRIO		3	4	1	6	6							20
	COOPER S ELECTRIC						1							1
	COOPER COUNTRYMAN		17	10	5	5	5							42
	COOPER JCW CABRIO		4	3		1								8
	COOPER JCW COUNTRYMAN		11	8	5	4	1							29
	COOPER SE COUNTRYMAN		22	7	20	20	24							93
	COOPER HATCH JCW 3P		13	4	7	1								25
		<b>PORSCHE</b>	<b>Total</b>	169	200	380	370	344	0	0	0	0	0	0
		<b>Share</b>	<b>8,41%</b>	<b>10,85%</b>	<b>17,57%</b>	<b>16,47%</b>	<b>15,19%</b>							<b>13,90%</b>
911			32	62	86	157	123							460
911 TURBO			31	13	11	5	4							64
918					1									1
BOXSTER			23	5	28	38	13							107
TAYCAN			34	73	49	14	17							187
CAYENNE			1	18	75	52	118							264
CAYMAN			6	7	11	14	14							52
MACAN			41	21	117	60	38							277
PANAMERA			1	1	2	30	17							51

## EMPLACAMENTO DAS ASSOCIADAS ABEIFA - 2021

### VEÍCULOS IMPORTADOS

MARCA/MODELO		jan	fev	mar	abr	mai	jun	jul	ago	set	out	nov	dez	Total
 ROLLS ROYCE	Total	0	0	0	0	1	0	0	0	0	0	0	0	1
	Share	0,00%	0,00%	0,00%	0,00%	0,04%								0,01%
WRAITH														0
CULLINAN						1								1
 SUZUKI	Total	106	116	86	69	67	0	0	0	0	0	0	0	444
	Share	5,27%	6,29%	3,98%	3,07%	2,96%								4,22%
SCROSS		15	11	14	8	4								52
VITARA		34	35	23	23	19								134
JIMNY SIERRA		57	70	49	38	44								258
 VOLVO	Total	644	385	727	657	643	0	0	0	0	0	0	0	3.056
	Share	32,04%	20,88%	33,61%	29,24%	28,40%								29,03%
S60		52	28	9	10	4								103
S90		8	3		2	3								16
XC40		306	158	351	326	375								1.516
XC60		227	178	243	223	164								1.035
XC90		51	18	124	96	97								386
<b>TOTAL IMPORTADOS ...</b>		<b>2.010</b>	<b>1.844</b>	<b>2.163</b>	<b>2.247</b>	<b>2.264</b>	<b>0</b>	<b>0</b>	<b>0</b>	<b>0</b>	<b>0</b>	<b>0</b>	<b>0</b>	<b>10.528</b>