










EMPLACAMENTO DAS ASSOCIADAS ABEIFA - 2020

VEÍCULOS IMPORTADOS

MARCA/MODELO		jan	fev	mar	abr	mai	jun	jul	ago	set	out	nov	dez	Total
 BMW	Total	290	268	235	112	188	0	0	0	0	0	0	0	1.093
	Share	12,05%	10,04%	11,24%	14,93%	18,80%								12,26%
SÉRIE 1		13	30	14	11	7								75
SÉRIE 2			1	4	1	5								11
SÉRIE 3		80	54	41	29	44								248
SÉRIE 4			7	2	2	2								13
SÉRIE 5		13	15	6	4	5								43
SÉRIE 7		5	8	2	2	3								20
I3		6	6	3		6								21
I8		1		1		1								3
X2		69	63	46	10	22								210
X3		51	40	28	9	16								144
X4		2	3	2	2	1								10
X5		7	6	31	17	28								89
X6			2	16	12	17								47
X7		3	8	4	5	9								29
M135I				12	3	4								19
M140I		1												1
M2		2	7	6	1	4								20
M235I						1								1
M340I						1								1
M4			1											1
M5		2	2	3	1	1								9
Z4		32	15	13	3	11								74
M850I		3		1										4
 BYD	Total	0	0	0	0	1	0	0	0	0	0	0	0	1
	Share	0,00%	0,00%	0,00%	0,00%	0,10%								0,01%
E5						1								1
T3														0
 CAOA CHERY	Total	1	1	0	0	0	0	0	0	0	0	0	0	2
	Share	0,04%	0,04%	0,00%	0,00%	0,00%								0,02%
QQ		1												1
S-18			1											1
 FERRARI	Total	3	1	1	0	0	0	0	0	0	0	0	0	5
	Share	0,12%	0,04%	0,05%	0,00%	0,00%								0,06%
488 GTB														0
488 SPIDER														0
488 PISTA SPIDER		2												2
488 PISTA COUPÉ				1										1
812		1												1
CALIFORNIA														0
GTC4 LUSSO														0
F12 TDF			1											1
PORTOFINO														0






EMPLACAMENTO DAS ASSOCIADAS ABEIFA - 2020

VEÍCULOS IMPORTADOS


MARCA/MODELO		jan	fev	mar	abr	mai	jun	jul	ago	set	out	nov	dez	Total	
 JAC MOTORS	Total	124	149	63	21	23	0	0	0	0	0	0	0	380	
	Share	5,15%	5,58%	3,01%	2,80%	2,30%								4,26%	
	J3			1											1
	S3				1										1
	T40	63	68	18	11	6								166	
	T50	34	22	2	2	3								63	
	T60	4	29	16	2	8								59	
	T80	4	4	3										11	
	V260	10	14	8	2	2								36	
	IEV20		1	5	2	3								11	
IEV40	9	11	9	1	1								31		
IEV 330P			1										1		
 JAGUAR	Total	108	134	123	26	16	0	0	0	0	0	0	0	407	
	Share	4,49%	5,02%	5,89%	3,47%	1,60%								4,57%	
	F-TYPE	6	7	3											16
	E-PACE	65	79	60	15	9									228
	F-PACE	26	20	42	5	6									99
	IPACE	8	22	7	4										41
	XE	1	4	4	1	1									11
	XE S	2													2
	XF		2	4											6
	XJ			3	1										4
 KIA MOTORS	Total	593	599	484	133	166	0	0	0	0	0	0	0	1.975	
	Share	24,64%	22,45%	23,16%	17,73%	16,60%								22,15%	
	BONGO	221	229	197	61	65									773
	CARNIVAL	4	25	16	3	4									52
	CERATO	78	87	60	21	28									274
	SORENTO	9	16	17	1	2									45
	SOUL	8	2	2											12
	SPORTAGE	229	208	159	34	61									691
	STINGER	2													2
	RIO	42	32	33	13	6									126
 LAMBORGHINI	Total	0	0	0	0	0	0	0	0	0	0	0	0	0	
	Share	0,00%	0,00%	0,00%	0,00%	0,00%								0,00%	
URUS														0	
 LAND ROVER	Total	263	323	299	94	133	0	0	0	0	0	0	0	1.112	
	Share	10,93%	12,11%	14,31%	12,53%	13,30%								12,47%	
	DEFENDER					1									1
	DISCOVERY 4	63	63	47	15	13									201
	DISCOVERY SPORT	1													1
	EVOQUE	86	107	125	36	61									415
	RANGE ROVER	6	8	10	3	5									32
	RANGE ROVER SPORT	50	93	69	20	35									267
VELAR	57	52	48	20	18									195	

EMPLACAMENTO DAS ASSOCIADAS ABEIFA - 2020

VEÍCULOS IMPORTADOS

MARCA/MODELO		jan	fev	mar	abr	mai	jun	jul	ago	set	out	nov	dez	Total	
 MASERATI	Total	1	3	0	0	0	0	0	0	0	0	0	0	4	
	Share	0,04%	0,11%	0,00%	0,00%	0,00%								0,04%	
	LEVANTE	1	3												4
	QUATTROPORTE														0
GRANCABRIO														0	
 MINI	Total	107	107	105	30	41	0	0	0	0	0	0	0	390	
	Share	4,45%	4,01%	5,02%	4,00%	4,10%								4,37%	
	COOPER	5	13	9	5	1									33
	COOPER CABRIO			1											1
	COOPER 5P	9	8	4		2									23
	COOPER S	18	15	14	6	11									64
	COOPER S 5P	12	15	26		5									58
	COOPER CLUBMAN	5	4	1		1									11
	COOPER S CLUBMAN	1													1
	COOPER S CABRIO	9	8	6	3	3									29
	COOPER COUNTRYMAN	5	4	8	2	1									20
	COOPER S COUNTRYMAN	12	15	12	3	1									43
	COOPER JCW CABRIO	5	7	6	3	1									22
	COOPER JCW COUNTRYMAN	12	7	3	3	3									28
	COOPER SE COUNTRYMAN	7	2	6	1	8									24
COOPER HATCH JCW 3P	7	9	9	4	4									33	
 PORSCHE	Total	224	279	210	98	154	0	0	0	0	0	0	0	965	
	Share	9,31%	10,46%	10,05%	13,07%	15,40%									10,82%
	911	73	98	91	45	61									368
	911 TURBO														0
	918	1													1
	BOXSTER	33	45	35	15	16									144
	TAYCAN					2									2
	CAYENNE	60	81	54	19	34									248
	CAYMAN	8	18	2		6									34
	MACAN	41	33	23	13	29									139
	PANAMERA	8	4	5	6	6									29
 ROLLS ROYCE	Total	0	0	0	0	0	0	0	0	0	0	0	0	0	
	Share	0,00%	0,00%	0,00%	0,00%	0,00%									0,00%
	WRAITH														0
	PHANTOM														0
	DAWN														0
CULLINAN														0	
 SUZUKI	Total	147	153	105	28	57	0	0	0	0	0	0	0	490	
	Share	6,11%	5,73%	5,02%	3,73%	5,70%									5,50%
	SCROSS	14	14	7	5	7									47
	VITARA	61	55	41	13	20									190
JIMNY SIERRA	72	84	57	10	30									253	

EMPLACAMENTO DAS ASSOCIADAS ABEIFA - 2020
VEÍCULOS IMPORTADOS

MARCA/MODELO		jan	fev	mar	abr	mai	jun	jul	ago	set	out	nov	dez	Total
 VOLVO	Total	546	651	465	208	221	0	0	0	0	0	0	0	2.091
	Share	22,68%	24,40%	22,25%	27,73%	22,10%								23,45%
240														0
S60		29	76	25	7	6								143
S80														0
S90		3	13	5	3	1								25
V40		3	2											5
V60		6	8	7	2	2								25
XC40		234	233	188	66	102								823
XC60		227	237	190	104	86								844
XC90		44	82	50	26	24								226
TOTAL IMPORTADOS ...		2.407	2.668	2.090	750	1.000	0	0	0	0	0	0	0	8.915