









EMPLACAMENTO DAS ASSOCIADAS ABEIFA - 2018
VEÍCULOS IMPORTADOS

MARCA/MODELO		jan	fev	mar	abr	mai	jun	jul	ago	set	out	nov	dez	Total
 BMW	Total	161	153	226	260	302	0	0	0	0	0	0	0	1.102
	Share	6,64%	5,94%	6,54%	8,03%	9,32%								
SÉRIE 1														0
SÉRIE 2		31	21	33	42	61								188
SÉRIE 3			1	1	1									3
SÉRIE 4		9	10	4	8	16								47
SÉRIE 5		26	19	28	30	34								137
SÉRIE 6														0
SÉRIE 7		2	2		1	1								6
I3														0
I8		8	2	2										12
X1		2												2
X2					46	87								133
X3			19	68	25	9								121
X4		18	18	16	9	5								66
X5		30	31	32	59	50								202
X6		19	18	23	15	15								90
M135i														0
M140i		2	2	3	3	1								11
M2		4	4	5	3	5								21
M235i														0
M240i		3	1	7	8	9								28
M3 SEDAN		6	4	4	6	4								24
M4					1	3								4
M5														0
M6		1	1		3	2								7
Z3														0
Z4														0
 BYD	Total	1	0	4	0	1	0	0	0	0	0	0	0	6
	Share	0,04%	0,00%	0,12%	0,00%	0,03%								0,04%
E5				4										4
E6						1								1
T3		1												1
 CHERY	Total	0	0	0	1	1	0	0	0	0	0	0	0	2
	Share	0,00%	0,00%	0,00%	0,03%	0,03%								0,01%
CELER														0
CELER SEDAN														0
CIELO HATCH														0
CIELO SEDAN														0
FACE														0
QQ														0
S-18														0
TIGGO					1	1								2
OUTROS														0
 FERRARI	Total	0	3	1	2	3	0	0	0	0	0	0	0	9
	Share	0,00%	0,12%	0,03%	0,06%	0,09%								0,06%
458			1											1
488 GTB						1								1
488 SPIDER			2	1		2								5
812					2									2
CALIFORNIA														0
F12 TDF														0
FF														0
F12 BERLINETTA														0






EMPLACAMENTO DAS ASSOCIADAS ABEIFA - 2018

VEÍCULOS IMPORTADOS




MARCA/MODELO		jan	fev	mar	abr	mai	jun	jul	ago	set	out	nov	dez	Total	
 JAC MOTORS	Total	283	341	436	370	385	0	0	0	0	0	0	0	1.815	
	Share	11,67%	13,23%	12,61%	11,43%	11,89%									12,15%
	A13 HACTH														0
	J2														0
	J3														0
	J3 TURIN		1												1
	J5	1													1
	J6 2.0 5S														0
	J6 2.0 7S														0
	S5														0
	S7	1													1
	T 140														0
	T 40	174	254	290	236	260									1.214
T 5	91	66	104	94	90									445	
T 6	12	10	26	19	8									75	
T 8			3	2	3									8	
V260	4	10	13	19	24									70	
 JAGUAR	Total	102	84	89	91	65	0	0	0	0	0	0	0	431	
	Share	4,21%	3,26%	2,57%	2,81%	2,01%									2,89%
	F-TYPE	1			2										3
	F-PACE	62	55	63	72	44									296
	XE	3	1		2										6
	XE S	30	24	24	9	16									103
	XF	1	1	1	4	1									8
	XFR	5	1	1	2	4									13
	XJ		2												2
	XK														0
	 KIA MOTORS	Total	618	983	1.416	1.098	1.122	0	0	0	0	0	0	0	5.237
Share		25,48%	38,15%	40,96%	33,92%	34,64%									35,07%
BONGO		110	156	154	158	179									757
CADENZA		1													1
CARENS															0
CARNIVAL		15	26	28	21	29									119
CERATO		139	214	540	310	266									1.469
MOHAVE		1													1
OPTIMA															0
PICANTO		13	69	28	5										115
QUORIS															0
SEDONA															0
SORENTO		27	40	34	48	76									225
SOUL		1			31	8									40
SPORTAGE		310	478	632	525	564									2.509
STINGER	1													1	
 LAMBORGHINI	Total	1	0	1	1	1	0	0	0	0	0	0	0	4	
	Share	0,04%	0,00%	0,03%	0,03%	0,03%									0,03%
	GALLARDO														0
	HURACAN			1	1	1									3
AVENTADOR	1													1	

EMPLACAMENTO DAS ASSOCIADAS ABEIFA - 2018

VEÍCULOS IMPORTADOS

MARCA/MODELO		jan	fev	mar	abr	mai	jun	jul	ago	set	out	nov	dez	Total
	LAND ROVER	Total	178	111	100	210	215	0	0	0	0	0	0	814
		Share	7,34%	4,31%	2,89%	6,49%	6,64%							
DEFENDER														0
DISCOVERY 4			62	25	18	106	105							316
DISCOVERY SPORT					1									1
EVOQUE			5	2	2	2	1							12
FREELANDER							1							1
RANGE ROVER				9	8	11	6							34
RANGE ROVER SPORT			25	8	9	9	38							89
VELAR			86	67	62	82	64							361
	LIFAN	Total	288	192	239	240	247	0	0	0	0	0	0	1.206
		Share	11,88%	7,45%	6,91%	7,41%	7,63%							
FOISON			25	18	11	7	6							67
LF 320														0
LF 530			45	34	55	51	58							243
LF 620														0
X50														0
X60			216	139	173	181	168							877
X70			2	1		1								4
X80							15							15
	MASERATI	Total	2	1	6	3	4	0	0	0	0	0	0	16
		Share	0,08%	0,04%	0,17%	0,09%	0,12%							
GRANTURISMO														0
LEVANTE			1		3	3	3							10
QUATTROPORTE				1	1									2
GRANCABRIO					1									1
GHIBLI			1		1		1							3
	MINI	Total	143	127	141	107	103	0	0	0	0	0	0	621
		Share	5,90%	4,93%	4,08%	3,31%	3,18%							
COOPER			18	13	16	13	18							78
COOPER 5P			8	11	9	3	9							40
COOPER S			25	20	27	17	13							102
COOPER S 5P			15	18	23	14	10							80
COOPER S PACEMAN														0
COOPER S CLUBMAN			2	3	3	5								13
COOPER S CABRIO			14	13	15	7	1							50
COOPER S COUNTRYMAN			42	36	42	42	46							208
COOPER JCW														0
COOPER JCW ROADSTER														0
COOPER JCW CABRIO														0
COOPER JCW COUNTRYMAN			8	6	4	2	5							25
COOPER JCW PACEMAN														0
COOPER HATCH JCW 3P			11	7	2	4	1							25
COOPER S ROADSTER														0
COOPER RED BULL														0
	PORSCHE	Total	101	102	128	121	100	0	0	0	0	0	0	552
		Share	4,16%	3,96%	3,70%	3,74%	3,09%							
911			13	15	14	6	13							61
911 TURBO			1	4	3	2	4							14
BOXSTER			10	7	14	9	9							49
CAYENNE			20	24	34	35	12							125
CAYMAN			10	7	10	15	6							48
MACAN			30	35	39	33	46							183
PANAMERA			17	10	14	21	10							72

EMPLACAMENTO DAS ASSOCIADAS ABEIFA - 2018
VEÍCULOS IMPORTADOS

MARCA/MODELO		jan	fev	mar	abr	mai	jun	jul	ago	set	out	nov	dez	Total
 ROLLS ROYCE	Total	0	0	0	0	0	0	0	0	0	0	0	0	0
	Share	0,00%	0,00%	0,00%	0,00%	0,00%								0,00%
GHOST														0
DROPHEAD														0
WRAITH														0
PHANTOM														0
DAWN														0
 SUZUKI	Total	181	200	221	197	190	0	0	0	0	0	0	0	989
	Share	7,46%	7,76%	6,39%	6,09%	5,87%								6,62%
GRAN VITARA														0
SWIFT														0
SCROSS		39	33	57	53	57								239
VITARA		142	167	164	144	133								750
 VOLVO	Total	366	280	449	536	500	0	0	0	0	0	0	0	2.131
	Share	15,09%	10,87%	12,99%	16,56%	15,44%								14,27%
240														0
S60		15	8	17	11	6								57
V40		67	33	47	50	42								239
V60		3	1	7	9	8								28
XC40				62	133	121								316
XC60		200	190	236	269	249								1.144
XC90		81	48	80	64	74								347
OUTROS		Total	0	0	0	0								0
TOTAL IMPORTADOS ...		2.425	2.577	3.457	3.237	3.239	0	0	0	0	0	0	0	14.935