









EMPLACAMENTO DAS ASSOCIADAS ABEIFA - 2024

VEÍCULOS IMPORTADOS

MARCA/MODELO		jan	fev	mar	abr	mai	jun	jul	ago	set	out	nov	dez	Total	
 ASTON MARTIN	Total	1	0	0	1	2	3	0	0	0	0	0	0	7	
	Share	0,02%	0,00%	0,00%	0,01%	0,03%	0,04%							0,02%	
	DBX	1				1									2
	DBS														0
	DBS770														0
	DB12					1	2								3
	VANTAGE				1										1
	VANTAGE F1														0
VANTAGE V12							1							1	
 BYD	Total	4.297	4.428	6.212	7.044	5.255	5.336	0	0	0	0	0	0	32.572	
	Share	70,09%	73,65%	74,56%	77,97%	69,31%	68,15%							72,51%	
	E5														0
	HAN	19	6		1		1								27
	TAN	49	4	10	16	40	11								130
	T3	5	5	3	81		1								95
	D1				8										8
	SONG PLUS	1.520	1.901	1.450	1.699	1.560	1.911								10.041
	YUAN PLUS	274	225	224	196	193	219								1.331
	DOLPHIN	1.819	1.807	1.706	1.619	1.145	1.514								9.610
	DOLPHIN MINI		25	2.469	3.141	2.104	1.318								9.057
	SEAL	611	455	350	283	213	283								2.195
KING						78								78	
 JAC MOTORS	Total	127	158	211	146	115	48	0	0	0	0	0	0	805	
	Share	2,07%	2,63%	2,53%	1,62%	1,52%	0,61%							1,79%	
	T40	1	1		1										3
	T60														0
	T80														0
	T5														0
	T8														0
	V260			1		1									2
	IEV 330P	2					2								4
	IEV350T														0
	IEV750	3		8	2										13
	E-JS1	111	140	194	135	101	42								723
	E-JS4	2	3	1	1	2	1								10
	E-J7	3		4	2	2	1								12
	EJV5.5	5	14		5	9	2								35
HUNTER			3											3	
 JAGUAR	Total	26	9	22	36	13	16	0	0	0	0	0	0	122	
	Share	0,42%	0,15%	0,26%	0,40%	0,17%	0,20%							0,27%	
	F-TYPE	1	1	3	2		1								8
	E-PACE	1		1	1										3
	F-PACE	24	8	17	33	13	14								109
IPACE			1			1								2	



EMPLACAMENTO DAS ASSOCIADAS ABEIFA - 2024

VEÍCULOS IMPORTADOS

MARCA/MODELO		jan	fev	mar	abr	mai	jun	jul	ago	set	out	nov	dez	Total
 KIA	Total	461	377	469	535	392	364	0	0	0	0	0	0	2.598
	Share	7,52%	6,27%	5,63%	5,92%	5,17%	4,65%							5,78%
BONGO		202	195	192	255	185	140							1.169
UK2500														0
CARNIVAL			2											2
CERATO				1										1
OPIRUS				1										1
SORENTO					1									1
SOUL			1											1
SPORTAGE		122	88	107	80	80	111							588
PICANTO							1							1
RIO														0
EV6														0
STONIC		56	42	109	147	88	63							505
NIRO		81	49	59	52	39	49							329
TELLURIDE														0
 LAND ROVER	Total	224	219	222	238	200	208	0	0	0	0	0	0	1.311
	Share	3,65%	3,64%	2,66%	2,63%	2,64%	2,66%							2,92%
DEFENDER		56	55	76	77	42	43							349
DISCOVERY		58	70	58	58	50	44							338
EVOQUE														0
RANGE ROVER		78	70	59	62	74	95							438
RANGE ROVER SPORT														0
VELAR		32	24	29	41	34	26							186
LR2														0
 MCLAREN	Total	3	1	4	1	4	0	0	0	0	0	0	0	13
	Share	0,05%	0,02%	0,05%	0,01%	0,05%	0,00%							0,03%
720S														0
750S		1				1								2
765LT														0
GT														0
ARTURA		2	1	4	1	3								11
P1														0
 PORSCHE	Total	295	451	516	537	611	615	0	0	0	0	0	0	3.025
	Share	4,81%	7,50%	6,19%	5,94%	8,06%	7,85%							6,73%
911		48	117	126	152	90	72							605
911 TURBO		32	39	33	52	25	19							200
BOXSTER		42	84	94	46	47	55							368
TAYCAN		22	9	10	6	14	8							69
CAYENNE		35	60	58	80	283	324							840
CAYMAN		14	30	29	28	28	23							152
MACAN		77	85	155	122	68	86							593
PANAMERA		25	27	11	51	56	28							198

EMPLACAMENTO DAS ASSOCIADAS ABEIFA - 2024

VEÍCULOS IMPORTADOS

MARCA/MODELO		jan	fev	mar	abr	mai	jun	jul	ago	set	out	nov	dez	Total
 SUZUKI	Total	29	31	76	59	63	92	0	0	0	0	0	0	350
	Share	0,47%	0,52%	0,91%	0,65%	0,83%	1,17%							0,78%
SCROSS														0
JIMNY		1	4	6	4	1	5							21
JIMNY SIERRA		28	27	70	55	62	87							329
 VOLVO	Total	668	338	600	437	927	1.148	0	0	0	0	0	0	4.118
	Share	10,90%	5,62%	7,20%	4,84%	12,23%	14,66%							9,17%
C40		83	32	124	50	47	74							410
S60														0
S90														0
XC40		192	81	84	66	56	95							574
XC60		285	166	282	203	267	244							1.447
XC90		108	59	110	88	89	69							523
EX30					30	468	666							1.164
OUTROS	Total	0	0	0	0	0	0	0	0	0	0	0	0	0
TOTAL IMPORTADOS ...		6.131	6.012	8.332	9.034	7.582	7.830	0	0	0	0	0	0	44.921