










## EMPLACAMENTO DAS ASSOCIADAS ABEIFA - 2022

### VEÍCULOS IMPORTADOS

MARCA/MODELO		jan	fev	mar	abr	mai	jun	jul	ago	set	out	nov	dez	Total
 <b>ASTON MARTIN</b>	Total	1	0	3	4	1	2	0	0	0	0	0	0	11
	Share	0,08%	0,00%	0,21%	0,27%	0,06%	0,16%							0,13%
DBX					2		1							3
VANTAGE					2	1								3
VANTAGE F1		1		3			1							5
 <b>BYD</b>	Total	0	0	8	30	26	11	0	0	0	0	0	0	75
	Share	0,00%	0,00%	0,55%	2,00%	1,60%	0,89%							0,91%
E5														0
HAN					5									5
TAN				5	13	17	11							46
T3				3	12	8								23
D1						1								1
 <b>CAO A CHERY</b>	Total	0	0	0	0	0	11	0	0	0	0	0	0	11
	Share	0,00%	0,00%	0,00%	0,00%	0,00%	0,89%							0,13%
CIELO SEDAN														0
TIGGO 8														0
EXEED LX														0
EXEED VX														0
ICAR							11							11
 <b>JAC MOTORS</b>	Total	68	81	110	96	160	113	0	0	0	0	0	0	628
	Share	5,51%	6,64%	7,58%	6,40%	9,82%	9,19%							7,60%
T40		13	6	15	9	16	14							73
T50		3	3	4	4	2	4							20
T60		4	2	5	6	7	4							28
T80														0
T5														0
T8						2								2
V260		2	3	6	6	12	7							36
IEV20		3	3	4	3	1								14
IEV40														0
IEV 330P					2		2							4
IEV750							3							3
E-JS1		30	50	72	37	72	56							317
E-JS4		13	14	4	29	36	18							114
E-J7						12	5							17
 <b>JAGUAR</b>	Total	37	26	32	9	22	7	0	0	0	0	0	0	133
	Share	3,00%	2,13%	2,20%	0,60%	1,35%	0,57%							1,61%
F-TYPE			7	11		3	1							22
E-PACE		25	14	7	2	5								53
F-PACE		9	4	12	6	10	5							46
IPACE		2	1	2	1	4	1							11
XE		1												1



## EMPLACAMENTO DAS ASSOCIADAS ABEIFA - 2022

### VEÍCULOS IMPORTADOS

MARCA/MODELO		jan	fev	mar	abr	mai	jun	jul	ago	set	out	nov	dez	Total
 KIA	<b>Total</b>	321	342	417	409	413	380	0	0	0	0	0	0	2.282
	<b>Share</b>	<b>26,01%</b>	<b>28,06%</b>	<b>28,72%</b>	<b>27,27%</b>	<b>25,34%</b>	<b>30,89%</b>							<b>27,61%</b>
	BONGO	151	155	181	203	245	231							1.166
	UK2500			1	3	11	5							20
	CARNIVAL	49	41	28	32	27	28							205
	CERATO	44	40	41	50	32	39							246
	OPTIMA													0
	PICANTO		1											1
	SORENTO							1						1
	SOUL							1						1
	SPORTAGE	38	31	29	39	13	11							161
	STINGER				1									1
	RIO													0
EV6													0	
STONIC	39	74	137	81	85	64							480	
 LAND ROVER	<b>Total</b>	188	167	131	69	100	76	0	0	0	0	0	0	731
	<b>Share</b>	<b>15,24%</b>	<b>13,70%</b>	<b>9,02%</b>	<b>4,60%</b>	<b>6,13%</b>	<b>6,18%</b>							<b>8,84%</b>
	DEFENDER	86	45	49	25	36	39							280
	DISCOVERY 4	14	5	7	1	2	2							31
	EVOQUE	2					1							3
	RANGE ROVER													0
	RANGE ROVER SPORT	60	100	72	40	62	34							368
	VELAR	26	17	3	3									49
	LR2													0
 MCLAREN	<b>Total</b>	0	1	3	0	1	2	0	0	0	0	0	0	7
	<b>Share</b>	<b>0,00%</b>	<b>0,08%</b>	<b>0,21%</b>	<b>0,00%</b>	<b>0,06%</b>	<b>0,16%</b>							<b>0,08%</b>
	720S			1			1							2
	765LT			2			1							3
	GT		1											1
SENNA					1								1	
 PORSCHE	<b>Total</b>	131	185	380	290	260	259	0	0	0	0	0	0	1.505
	<b>Share</b>	<b>10,62%</b>	<b>15,18%</b>	<b>26,17%</b>	<b>19,33%</b>	<b>15,95%</b>	<b>21,06%</b>							<b>18,21%</b>
	911	5	11	23	26	38	54							157
	911 TURBO	9	13	17	18	17	12							86
	918													0
	BOXSTER	10	23	12	21	8	2							76
	TAYCAN	21	22	26	23	21	34							147
	CAYENNE	18	30	103	75	81	61							368
	CAYMAN	8	7	7	7	7	2							38
MACAN	46	56	176	111	81	74							544	
PANAMERA	14	23	16	9	7	20							89	

## EMPLACAMENTO DAS ASSOCIADAS ABEIFA - 2022

### VEÍCULOS IMPORTADOS

MARCA/MODELO		jan	fev	mar	abr	mai	jun	jul	ago	set	out	nov	dez	Total
 <b>SUZUKI</b>	<b>Total</b>	43	61	73	64	65	55	0	0	0	0	0	0	361
	<b>Share</b>	<b>3,48%</b>	<b>5,00%</b>	<b>5,03%</b>	<b>4,27%</b>	<b>3,99%</b>	<b>4,47%</b>							<b>4,37%</b>
SCROSS														0
VITARA														0
JIMNY SIERRA		43	61	73	64	65	55							361
 <b>VOLVO</b>	<b>Total</b>	445	356	295	529	582	314	0	0	0	0	0	0	2.521
	<b>Share</b>	<b>36,06%</b>	<b>29,20%</b>	<b>20,32%</b>	<b>35,27%</b>	<b>35,71%</b>	<b>25,53%</b>							<b>30,50%</b>
C40		5	51	53	125	86	50							370
S60		2		1										3
S90		4	1											5
XC40		219	91	128	98	109	122							767
XC60		198	201	103	136	279	84							1.001
XC90		17	12	10	170	108	58							375
<b>OUTROS</b>	<b>Total</b>	0	0	0	0	0	0	0	0	0	0	0	0	0
<b>TOTAL IMPORTADOS ...</b>		<b>1.234</b>	<b>1.219</b>	<b>1.452</b>	<b>1.500</b>	<b>1.630</b>	<b>1.230</b>	<b>0</b>	<b>0</b>	<b>0</b>	<b>0</b>	<b>0</b>	<b>0</b>	<b>8.265</b>