










EMPLACAMENTO DAS ASSOCIADAS ABEIFA - 2021

VEÍCULOS IMPORTADOS

MARCA/MODELO		jan	fev	mar	abr	mai	jun	jul	ago	set	out	nov	dez	Total
 ASTON MARTIN	Total	0	0	0	0	0	0	0	0	0	0	0	0	0
	Share	0,00%	0,00%	0,00%	0,00%	0,00%	0,00%	0,00%						0,00%
DBS/VANTAGE														0
 BMW	Total	315	224	210	312	315	541	0	0	0	0	0	0	1.917
	Share	15,67%	12,15%	9,71%	13,89%	13,91%	20,38%							14,54%
SÉRIE 1		3			1	4	7							15
SÉRIE 2		7	1	2	2	4	14							30
SÉRIE 3		23	31	26	5	18	52							155
SÉRIE 4						1	32							33
SÉRIE 5		8	6	2	9	11	10							46
SÉRIE 7		6	13	15	17	18	18							87
I3		32	12	16	9	5	12							86
X2		7	25	36	58	54	70							250
X3		64	16	18	52	52	92							294
X4			2		1	4	4							11
X5		105	43	15	38	38	62							301
X6		19	10	4	11	17	22							83
X7		4	3	3	11	2	12							35
M135I		8	11	21	22	11	19							92
M2				10	14	4	1							29
M3						9	22							31
M235I		8	8	5	14	10	14							59
M340I		6	14	9	4	3	9							45
M440I							11							11
M760LI			1	2										3
M850I							1							1
M5		2	1			5	2							10
M8		1	3	4	2		4							14
Z4		12	24	22	42	45	51							196
 BYD	Total	5	7	14	1	4	82	0	0	0	0	0	0	113
	Share	0,25%	0,38%	0,65%	0,04%	0,18%	3,09%							0,86%
E5		5	5		1									11
T3			2	14		4	82							102
 CAOA CHERY	Total	0	0	0	1	3	3	0	0	0	0	0	0	7
	Share	0,00%	0,00%	0,00%	0,04%	0,13%	0,11%							0,05%
TIGGO 8					1									1
EXEED LX						3								3
EXEED VX							3							3





EMPLACAMENTO DAS ASSOCIADAS ABEIFA - 2021

VEÍCULOS IMPORTADOS

MARCA/MODELO		jan	fev	mar	abr	mai	jun	jul	ago	set	out	nov	dez	Total
	JAC MOTORS	Total	83	58	82	64	64	109	0	0	0	0	0	460
		Share	4,13%	3,15%	3,79%	2,85%	2,83%	4,11%						3,49%
	T40		33	24	33	26	23	41						180
	T50		13	11	14	11	9	16						74
	T60		8	9	15	16	16	24						88
	T80		3	3	5	4		3						18
	V260		11	9	13	4	13	16						66
	IEV20		9	2	2	3		4						22
	IEV40		5				1	4						10
	IEV 330P		1					1						2
	JAGUAR	Total	28	28	12	11	18	22	0	0	0	0	0	119
		Share	1,39%	1,52%	0,55%	0,49%	0,80%	0,83%						0,90%
	F-TYPE		11	14	6	7	14	9						61
	E-PACE		3	1	1									5
	F-PACE		6	5	3	1		12						27
	IPACE		8	8	2	3	4	1						26
	KIA MOTORS	Total	393	330	284	326	419	407	0	0	0	0	0	2.159
		Share	19,55%	17,90%	13,13%	14,51%	18,51%	15,34%						16,38%
	BONGO		95	112	92	142	180	274						895
	UK2500				1	1								2
	CARNIVAL		4	1	1									6
	CERATO		127	69	40	43	46	30						355
	OPTIMA				1									1
	SORENTO		15	9	9	10	7	8						58
	SOUL						1							1
	SPORTAGE		101	96	112	112	172	86						679
	STINGER		1		1		1	1						4
	RIO		50	43	27	18	12	8						158
	LAND ROVER	Total	155	416	292	371	301	201	0	0	0	0	0	1.736
		Share	7,71%	22,56%	13,50%	16,51%	13,30%	7,57%						13,17%
	DEFENDER		62	82	73	59	60	38						374
	DISCOVERY 4		1	1	2	50	40	12						106
	EVOQUE		53	239	117	125	58	48						640
	RANGE ROVER		4	14	12	9	10	2						51
	RANGE ROVER SPORT		19	70	73	78	85	40						365
	VELAR		16	10	15	49	48	61						199
	LR2					1								1
	MCLAREN	Total	0	0	5	2	1	1	0	0	0	0	0	9
		Share	0,00%	0,00%	0,23%	0,09%	0,04%	0,04%						0,07%
	720S				1									1
	765LT				3	1	1	1						6
	GT				1									1
	P1					1								1

EMPLACAMENTO DAS ASSOCIADAS ABEIFA - 2021

VEÍCULOS IMPORTADOS

MARCA/MODELO		jan	fev	mar	abr	mai	jun	jul	ago	set	out	nov	dez	Total
 MINI	Total	106	77	66	57	73	107	0	0	0	0	0	0	486
	Share	5,27%	4,18%	3,05%	2,54%	3,22%	4,03%							3,69%
COOPER		6	4	2	1		1							14
COOPER 5P		2	3	4	1	1	1							12
COOPER S		15	16	11	9	26	26							103
COOPER S 5P		12	14	7	5	6	9							53
COOPER CLUBMAN		1	4	4	4	3	5							21
COOPER S CABRIO		3	4	1	6	6	15							35
COOPER S ELECTRIC						1	5							6
COOPER COUNTRYMAN		17	10	5	5	5	6							48
COOPER JCW CABRIO		4	3		1									8
COOPER JCW COUNTRYMAN		11	8	5	4	1	4							33
COOPER SE COUNTRYMAN		22	7	20	20	24	25							118
COOPER HATCH JCW 3P		13	4	7	1		10							35
 PORSCHE	Total	169	200	380	370	344	269	0	0	0	0	0	0	1.732
	Share	8,41%	10,85%	17,57%	16,47%	15,19%	10,14%							13,14%
911		32	62	86	157	123	58							518
911 TURBO		31	13	11	5	4	6							70
918				1										1
BOXSTER		23	5	28	38	13	34							141
TAYCAN		34	73	49	14	17	28							215
CAYENNE		1	18	75	52	118	42							306
CAYMAN		6	7	11	14	14	40							92
MACAN		41	21	117	60	38	53							330
PANAMERA		1	1	2	30	17	8							59
 SUZUKI	Total	106	116	86	69	67	96	0	0	0	0	0	0	540
	Share	5,27%	6,29%	3,98%	3,07%	2,96%	3,62%							4,10%
SCROSS		15	11	14	8	4	3							55
VITARA		34	35	23	23	19	32							166
JIMNY SIERRA		57	70	49	38	44	61							319
 VOLVO	Total	644	385	727	657	643	816	0	0	0	0	0	0	3.872
	Share	32,04%	20,88%	33,61%	29,24%	28,40%	30,75%							29,37%
S60		52	28	9	10	4	2							105
S90		8	3		2	3	5							21
XC40		306	158	351	326	375	307							1.823
XC60		227	178	243	223	164	401							1.436
XC90		51	18	124	96	97	101							487
OUTROS		6	3	5	6	12	0	0	0	0	0	0	0	32
TOTAL IMPORTADOS ...		2.010	1.844	2.163	2.247	2.264	2.654	0	0	0	0	0	0	13.182