
















MARCA/MODELO		jan	fev	mar	abr	mai	jun	jul	ago	set	out	nov	dez	Total
 BMW	Total	290	268	235	112	188	415	0	0	0	0	0	0	1.508
	Share	12,05%	10,03%	11,23%	14,89%	18,80%	16,27%							
SÉRIE 1		13	30	14	11	7	14							89
SÉRIE 2			1	4	1	5	16							27
SÉRIE 3		80	54	41	29	44	93							341
SÉRIE 4			7	2	2	2	4							17
SÉRIE 5		13	15	6	4	5	11							54
SÉRIE 7		5	8	2	2	3	10							30
I3		6	6	3		6	8							29
I8		1		1		1								3
X2		69	63	46	10	22	46							256
X3		51	40	28	9	16	55							199
X4		2	3	2	2	1	6							16
X5		7	6	31	17	28	47							136
X6			2	16	12	17	26							73
X7		3	8	4	5	9	8							37
M135I				12	3	4	15							34
M140I		1												1
M2		2	7	6	1	4	17							37
M235I						1	3							4
M340I						1	9							10
M4			1											1
M5		2	2	3	1	1	2							11
Z4		32	15	13	3	11	25							99
M850I		3		1										4
 BYD	Total	0	0	0	0	1	4	0	0	0	0	0	0	5
	Share	0,00%	0,00%	0,00%	0,00%	0,10%	0,16%							0,04%
E5						1								1
T3							4							4
 CAOA CHERY	Total	1	1	0	0	0	0	0	0	0	0	0	0	2
	Share	0,04%	0,04%	0,00%	0,00%	0,00%	0,00%							0,02%
QQ		1												1
S-18			1											1
 FERRARI	Total	3	1	1	0	0	6	0	0	0	0	0	0	11
	Share	0,12%	0,04%	0,05%	0,00%	0,00%	0,24%							0,10%
488 GTB														0
488 SPIDER							1							1
488 PISTA SPIDER		2					1							3
488 PISTA COUPÉ				1			2							3
812		1												1
F8 TRIBUTO							1							1
F12 TDF			1											1
PORTOFINO							1							1

MARCA/MODELO		jan	fev	mar	abr	mai	jun	jul	ago	set	out	nov	dez	Total
 JAC MOTORS	Total	124	149	63	21	23	45	0	0	0	0	0	0	425
	Share	5,15%	5,58%	3,01%	2,79%	2,30%	1,76%							3,70%
	J3			1										1
	S3				1									1
	T40	63	68	18	11	6	13							179
	T50	34	22	2	2	3	4							67
	T60	4	29	16	2	8	10							69
	T80	4	4	3			2							13
	T 6						1							1
	V260	10	14	8	2	2	10							46
IEV20		1	5	2	3	4							15	
IEV40	9	11	9	1	1	1							32	
IEV 330P			1										1	
 JAGUAR	Total	108	134	123	26	16	94	0	0	0	0	0	0	501
	Share	4,49%	5,02%	5,88%	3,46%	1,60%	3,68%							4,37%
	F-TYPE	6	7	3			3							19
	E-PACE	65	79	60	15	9	62							290
	F-PACE	26	20	42	5	6	20							119
	IPACE	8	22	7	4		5							46
	XE	1	4	4	1	1	2							13
	XE S	2												2
	XF		2	4			2							8
	XJ			3	1									4
 KIA MOTORS	Total	593	599	484	133	166	401	0	0	0	0	0	0	2.376
	Share	24,64%	22,43%	23,14%	17,69%	16,60%	15,72%							20,71%
	BONGO	221	229	197	61	65	177							950
	CARNIVAL	4	25	16	3	4	15							67
	CERATO	78	87	60	21	28	64							338
	SORENTO	9	16	17	1	2	5							50
	SOUL	8	2	2			1							13
	SPORTAGE	229	208	159	34	61	114							805
	STINGER	2												2
	RIO	42	32	33	13	6	25							151
 LAMBORGHINI	Total	0	3	2	2	0	2	0	0	0	0	0	0	9
	Share	0,00%	0,11%	0,10%	0,27%	0,00%	0,08%							0,08%
	HURACAN COUPÉ			1										1
	HURACAN SPYDER				2		1							3
	AVENTADOR		1											1
URUS		2	1			1							4	

VEÍCULOS IMPORTADOS

MARCA/MODELO		jan	fev	mar	abr	mai	jun	jul	ago	set	out	nov	dez	Total
 LAND ROVER	Total	263	323	299	94	133	413	0	0	0	0	0	0	1.525
	Share	10,93%	12,09%	14,29%	12,50%	13,30%	16,19%							13,29%
	DEFENDER					1								1
	DISCOVERY 4	63	63	47	15	13	82							283
	DISCOVERY SPORT	1												1
	EVOQUE	86	107	125	36	61	196							611
	RANGE ROVER	6	8	10	3	5	10							42
	RANGE ROVER SPORT	50	93	69	20	35	79							346
VELAR	57	52	48	20	18	46							241	
 MASERATI	Total	1	3	0	0	0	0	0	0	0	0	0	0	4
	Share	0,04%	0,11%	0,00%	0,00%	0,00%	0,00%							0,03%
	LEVANTE	1	3											4
	QUATTROPORTE													0
GRANCABRIO													0	
 MINI	Total	107	107	105	30	41	134	0	0	0	0	0	0	524
	Share	4,45%	4,01%	5,02%	3,99%	4,10%	5,25%							4,57%
	COOPER	5	13	9	5	1	12							45
	COOPER CABRIO			1										1
	COOPER 5P	9	8	4		2	9							32
	COOPER S	18	15	14	6	11	17							81
	COOPER S 5P	12	15	26		5	13							71
	COOPER CLUBMAN	5	4	1		1	1							12
	COOPER S CLUBMAN	1					2							3
	COOPER S CABRIO	9	8	6	3	3	11							40
	COOPER COUNTRYMAN	5	4	8	2	1	18							38
	COOPER S COUNTRYMAN	12	15	12	3	1	13							56
	COOPER JCW CABRIO	5	7	6	3	1	7							29
	COOPER JCW COUNTRYMAN	12	7	3	3	3	4							32
	COOPER SE COUNTRYMAN	7	2	6	1	8	15							39
COOPER HATCH JCW 3P	7	9	9	4	4	12							45	
 PORSCHE	Total	224	279	210	98	154	350	0	0	0	0	0	0	1.315
	Share	9,31%	10,45%	10,04%	13,03%	15,40%	13,72%							11,46%
	911	73	98	91	45	61	126							494
	911 TURBO													0
	918	1												1
	BOXSTER	33	45	35	15	16	19							163
	TAYCAN					2								2
	CAYENNE	60	81	54	19	34	100							348
	CAYMAN	8	18	2		6	9							43
	MACAN	41	33	23	13	29	85							224
PANAMERA	8	4	5	6	6	11							40	

VEÍCULOS IMPORTADOS

MARCA/MODELO		jan	fev	mar	abr	mai	jun	jul	ago	set	out	nov	dez	Total
 ROLLS ROYCE	Total	0	0	0	0	0	0	0	0	0	0	0	0	0
	Share	0,00%	0,00%	0,00%	0,00%	0,00%	0,00%							0,00%
	WRAITH													0
	PHANTOM													0
	DAWN													0
CULLINAN													0	
 SUZUKI	Total	147	153	105	28	57	88	0	0	0	0	0	0	578
	Share	6,11%	5,73%	5,02%	3,72%	5,70%	3,45%							5,04%
	SCROSS	14	14	7	5	7	10							57
	VITARA	61	55	41	13	20	23							213
	JIMNY SIERRA	72	84	57	10	30	55							308
 VOLVO	Total	546	651	465	208	221	599	0	0	0	0	0	0	2.690
	Share	22,68%	24,37%	22,23%	27,66%	22,10%	23,48%							23,45%
	240													0
	S60	29	76	25	7	6	38							181
	S80													0
	S90	3	13	5	3	1	6							31
	V40	3	2											5
	V60	6	8	7	2	2	17							42
	XC40	234	233	188	66	102	221							1.044
	XC60	227	237	190	104	86	248							1.092
	XC90	44	82	50	26	24	69							295
TOTAL IMPORTADOS ...	2.407	2.671	2.092	752	1.000	2.551	0	0	0	0	0	0	11.473	