









## EMPLACAMENTO DAS ASSOCIADAS ABEIFA - 2019

### VEÍCULOS IMPORTADOS

MARCA/MODELO		jan	fev	mar	abr	mai	jun	jul	ago	set	out	nov	dez	Total
 <b>BMW</b>	<b>Total</b>	134	186	327	531	530	488	0	0	0	0	0	0	2.196
	<b>Share</b>	5,41%	7,45%	12,96%	18,00%	17,13%	18,22%							
SÉRIE 1		5	3	4	3	14	28							57
SÉRIE 2		1		1										2
SÉRIE 3		1												1
SÉRIE 4		7	2	5	2	1	5							22
SÉRIE 5		6	26	20	29	36	42							159
SÉRIE 6														0
SÉRIE 7			1	3		1								5
I3		18	3	1		1	7							30
I8														0
X1		1												1
X2		44	80	128	122	149	117							640
X3		17	22	30	73	49	31							222
X4		10	11	4	2	2	4							33
X5		4	4	73	87	71	57							296
X6		3	15	10	15	19	15							77
M140I		3	4	1	7	5	3							23
M2		10	11	8	8	5	6							48
M235I														0
M240I														0
M3 SEDAN			1	5	4	4	2							16
M4		2		3		1	3							9
M5		2	1	4	6	8	3							24
M6			1											1
225I				1										1
330I				26	173	160	127							486
630I						1								1
Z4						3	36							39
528							1							1
M850I							1							1
BMW			1											1
 <b>BYD</b>	<b>Total</b>	0	0	0	0	0	0	0	0	0	0	0	0	0
	<b>Share</b>	0,00%	0,00%	0,00%	0,00%	0,00%	0,00%	0,00%						0,00%
E5														0
E6														0
T3														0
 <b>CAOA CHERY</b>	<b>Total</b>	0	0	0	0	1	0	0	0	0	0	0	0	1
	<b>Share</b>	0,00%	0,00%	0,00%	0,00%	0,03%	0,00%							0,01%
QQ						1								1
 <b>FERRARI</b>	<b>Total</b>	0	4	1	2	8	2	0	0	0	0	0	0	17
	<b>Share</b>	0,00%	0,16%	0,04%	0,07%	0,26%	0,07%							0,10%
488 GTB						1								1
488 SPIDER			1		1	1								3
488 PISTA			2				1							3
812						1								1
CALIFORNIA						1								1
GTC4 LUSO						1	1							2
GTC4 LUSO T														0
F12 TDF			1											1
PORTOFINO				1	1	3								5






## EMPLACAMENTO DAS ASSOCIADAS ABEIFA - 2019

### VEÍCULOS IMPORTADOS




MARCA/MODELO		jan	fev	mar	abr	mai	jun	jul	ago	set	out	nov	dez	Total	
 <b>JAC MOTORS</b>	<b>Total</b>	123	206	132	141	189	179	0	0	0	0	0	0	970	
	<b>Share</b>	<b>4,97%</b>	<b>8,25%</b>	<b>5,23%</b>	<b>4,78%</b>	<b>6,11%</b>	<b>6,68%</b>							<b>5,98%</b>	
	J3 TURIN		1												1
	J6 2.0 JETFLEX 7S		2	1											3
	S3		1												1
	S7						2	1							3
	T 140	2													2
	T40	75	117	91	103	97	63								546
	T50	36	65	8	4	59	88								260
	T80			15	22	17	6								60
	T 5	2	2		1		1								6
V260	8	18	17	11	14	20								88	
 <b>JAGUAR</b>	<b>Total</b>	128	157	133	224	155	144	0	0	0	0	0	0	941	
	<b>Share</b>	<b>5,17%</b>	<b>6,29%</b>	<b>5,27%</b>	<b>7,59%</b>	<b>5,01%</b>	<b>5,38%</b>							<b>5,80%</b>	
	F-TYPE	9	4	8	6	2	1								30
	E-PACE	62	97	83	149	93	55								539
	F-PACE	46	39	27	37	48	69								266
	IPACE				6	6	10								22
	XE S	11	16	14	25	5	9								80
	XF		1	1	1	1									4
	XFR														0
 <b>KIA MOTORS</b>	<b>Total</b>	885	717	710	851	888	598	0	0	0	0	0	0	4.649	
	<b>Share</b>	<b>35,76%</b>	<b>28,71%</b>	<b>28,13%</b>	<b>28,85%</b>	<b>28,70%</b>	<b>22,32%</b>							<b>28,66%</b>	
	BONGO	177	128	237	174	290	202								1.208
	CADENZA														0
	CARENS														0
	CARNIVAL	10	17	23	16	26	12								104
	CERATO	234	160	153	180	151	79								957
	MOHAVE														0
	OPTIMA														0
	PICANTO			1											1
	QUORIS														0
	SEDONA														0
	SORENTO	24	32	39	39	29	21								184
	SOUL	21	27	20	24	29	8								129
	SPORTAGE	417	351	237	418	363	275								2.061
NIRO	1													1	
STINGER	1						1							2	
OUTROS		2												2	
 <b>LAMBORGHINI</b>	<b>Total</b>	4	2	2	7	3	2	0	0	0	0	0	0	20	
	<b>Share</b>	<b>0,16%</b>	<b>0,08%</b>	<b>0,08%</b>	<b>0,24%</b>	<b>0,10%</b>	<b>0,07%</b>							<b>0,12%</b>	
	HURACAN COUPÉ	1			1	1									3
	HURACAN SPYDER				1										1
	AVENTADOR														0
URUS	3	2	2	5	2	2								16	

## EMPLACAMENTO DAS ASSOCIADAS ABEIFA - 2019

### VEÍCULOS IMPORTADOS

MARCA/MODELO		jan	fev	mar	abr	mai	jun	jul	ago	set	out	nov	dez	Total
 <b>LAND ROVER</b>	<b>Total</b>	195	190	193	207	199	229	0	0	0	0	0	0	1.213
	<b>Share</b>	<b>7,88%</b>	<b>7,61%</b>	<b>7,65%</b>	<b>7,02%</b>	<b>6,43%</b>	<b>8,55%</b>							
DEFENDER		1												1
DISCOVERY 4		60	41	31	26	38	45							241
DISCOVERY SPORT			1	4	12	10	11							38
EVOQUE		3	2	2		1								8
RANGE ROVER		5	5	7	8	6	7							38
RANGE ROVER SPORT		56	58	59	54	53	89							369
VELAR		70	83	90	107	91	77							518
 <b>LIFAN</b>	<b>Total</b>	72	42	30	18	19	13	0	0	0	0	0	0	194
	<b>Share</b>	<b>2,91%</b>	<b>1,68%</b>	<b>1,19%</b>	<b>0,61%</b>	<b>0,61%</b>	<b>0,49%</b>							
FOISON					1									1
LF 530			1	1	1		1							4
X60		53	30	26	10	10	7							136
X70														0
X80		19	11	3	6	9	5							53
 <b>MASERATI</b>	<b>Total</b>	3	0	2	1	4	6	0	0	0	0	0	0	16
	<b>Share</b>	<b>0,12%</b>	<b>0,00%</b>	<b>0,08%</b>	<b>0,03%</b>	<b>0,13%</b>	<b>0,22%</b>							
GRANTURISMO														0
LEVANTE		3		2	1	4	6							16
QUATTROPORTE														0
GRANCABRIO														0
GHIBLI														0
 <b>MINI</b>	<b>Total</b>	151	157	108	116	127	135	0	0	0	0	0	0	794
	<b>Share</b>	<b>6,10%</b>	<b>6,29%</b>	<b>4,28%</b>	<b>3,93%</b>	<b>4,10%</b>	<b>5,04%</b>							
COOPER		7	6	3	8	11	16							51
COOPER CABRIO		5	5	2	5	7	11							35
COOPER 5P		14	3	5	2	4	7							35
COOPER S		27	27	31	22	22	23							152
COOPER S 5P		15	18	12	4	7	10							66
COOPER S PACEMAN														0
COOPER S CLUBMAN		2	2	3	2	3								12
COOPER S CABRIO		7	11	9	12	9	8							56
COOPER COUNTRYMAN		22	31	9	9	12	1							84
COOPER S COUNTRYMAN		20	26	15	29	20	28							138
COOPER JCW ROADSTER														0
COOPER JCW CABRIO		8	8	3	3	4	9							35
COOPER JCW COUNTRYMAN		4	1		5	2	5							17
COOPER SE COUNTRYMAN		5	6	3	6	12	7							39
COOPER HATCH JCW 3P		15	13	13	9	14	10							74
COOPER S ROADSTER														0
COOPER RED BULL														0
 <b>PORSCHE</b>	<b>Total</b>	127	101	101	103	122	159	0	0	0	0	0	0	713
	<b>Share</b>	<b>5,13%</b>	<b>4,04%</b>	<b>4,00%</b>	<b>3,49%</b>	<b>3,94%</b>	<b>5,94%</b>							
911		22	23	10	12	23	15							105
911 TURBO		2	3											5
BOXSTER		23	9	29	34	38	11							144
CAYENNE		47	56	37	47	37	42							266
CAYMAN		11	5	13	9	20	7							65
MACAN		2			1	2	84							89
PANAMERA		20	5	12		2								39

**EMPLACAMENTO DAS ASSOCIADAS ABEIFA - 2019**  
**VEÍCULOS IMPORTADOS**

MARCA/MODELO		jan	fev	mar	abr	mai	jun	jul	ago	set	out	nov	dez	Total
 <b>ROLLS ROYCE</b>	<b>Total</b>	0	0	0	2	0	0	0	0	0	0	0	0	2
	<b>Share</b>	<b>0,00%</b>	<b>0,00%</b>	<b>0,00%</b>	<b>0,07%</b>	<b>0,00%</b>	<b>0,00%</b>							<b>0,01%</b>
GHOST														0
WRAITH					1									1
PHANTOM														0
DAWN														0
CULLINAN					1									1
 <b>SUZUKI</b>	<b>Total</b>	168	164	179	179	147	100	0	0	0	0	0	0	937
	<b>Share</b>	<b>6,79%</b>	<b>6,57%</b>	<b>7,09%</b>	<b>6,07%</b>	<b>4,75%</b>	<b>3,73%</b>							<b>5,78%</b>
GRAN VITARA														0
SWIFT			1											1
SCROSS		37	38	67	44	23	21							230
VITARA		131	125	112	135	124	79							706
GVITARA														0
 <b>VOLVO</b>	<b>Total</b>	485	571	606	568	702	624	0	0	0	0	0	0	3.556
	<b>Share</b>	<b>19,60%</b>	<b>22,87%</b>	<b>24,01%</b>	<b>19,25%</b>	<b>22,69%</b>	<b>23,29%</b>							<b>21,92%</b>
240														0
S60														0
S80							1							1
S90		1	5	2	3	1	6							18
V40		30	46	34	42	50	39							241
V60		8	6	4	7	19	10							54
XC40		218	190	161	194	266	155							1.184
XC60		176	252	296	228	267	328							1.547
XC90		52	72	109	94	99	85							511
<b>TOTAL IMPORTADOS ...</b>		<b>2.475</b>	<b>2.497</b>	<b>2.524</b>	<b>2.950</b>	<b>3.094</b>	<b>2.679</b>	<b>0</b>	<b>0</b>	<b>0</b>	<b>0</b>	<b>0</b>	<b>0</b>	<b>16.219</b>