









## EMPLACAMENTO DAS ASSOCIADAS ABEIFA - 2024

### VEÍCULOS IMPORTADOS

MARCA/MODELO		jan	fev	mar	abr	mai	jun	jul	ago	set	out	nov	dez	Total
 <b>ASTON MARTIN</b>	<b>Total</b>	1	0	0	1	2	3	1	0	0	0	0	0	8
	<b>Share</b>	0,02%	0,00%	0,00%	0,01%	0,03%	0,04%	0,01%						0,01%
DBX		1				1								2
DBS														0
DBS770														0
DB12						1	2							3
VANTAGE					1			1						2
VANTAGE F1														0
VANTAGE V12							1							1
 <b>BYD</b>	<b>Total</b>	4.297	4.428	6.212	7.044	5.255	5.335	6.082	0	0	0	0	0	38.653
	<b>Share</b>	70,09%	73,65%	74,56%	77,97%	69,31%	68,14%	70,26%						72,15%
E5														0
HAN		19	6		1		1	4						31
TAN		49	4	10	16	40	11	19						149
T3		5	5	3	81		1							95
D1					8									8
SONG		1.520	1.901	1.450	1.699	1.560	1.911	2.139						12.180
YUAN PLUS		274	225	224	196	193	219	151						1.482
DOLPHIN		1.819	1.807	1.706	1.619	1.145	1.513	1.467						11.076
DOLPHIN MINI			25	2.469	3.141	2.104	1.318	1.488						10.545
SEAL		611	455	350	283	213	283	221						2.416
KING							78	593						671
 <b>JAC MOTORS</b>	<b>Total</b>	127	158	211	146	115	48	122	0	0	0	0	0	927
	<b>Share</b>	2,07%	2,63%	2,53%	1,62%	1,52%	0,61%	1,41%						1,73%
T40		1	1		1									3
T60														0
T80														0
T5														0
T8														0
V260				1		1								2
IEV 330P		2					2							4
IEV350T														0
IEV750		3		8	2									13
E-JS1		111	140	194	135	101	42	105						828
E-JS4		2	3	1	1	2	1							10
E-J7		3		4	2	2	1	1						13
EJV5.5		5	14		5	9	2	16						51
HUNTER				3										3
 <b>JAGUAR</b>	<b>Total</b>	26	9	22	36	13	16	20	0	0	0	0	0	142
	<b>Share</b>	0,42%	0,15%	0,26%	0,40%	0,17%	0,20%	0,23%						0,27%
F-TYPE		1	1	3	2		1	1						9
E-PACE		1		1	1									3
F-PACE		24	8	17	33	13	14	19						128
IPACE				1			1							2



## EMPLACAMENTO DAS ASSOCIADAS ABEIFA - 2024

### VEÍCULOS IMPORTADOS

MARCA/MODELO		jan	fev	mar	abr	mai	jun	jul	ago	set	out	nov	dez	Total
 KIA	Total	461	377	469	535	392	364	512	0	0	0	0	0	3.110
	Share	7,52%	6,27%	5,63%	5,92%	5,17%	4,65%	5,91%						5,80%
BONGO		202	195	192	255	185	140	291						1.460
UK2500														0
CARNIVAL			2					37						39
CERATO				1				1						2
OPIRUS				1										1
SORENTO					1									1
SOUL			1											1
SPORTAGE		122	88	107	80	80	111	88						676
PICANTO							1							1
RIO														0
EV6														0
STONIC		56	42	109	147	88	63	48						553
NIRO		81	49	59	52	39	49	47						376
TELLURIDE														0
 LAND ROVER	Total	224	219	222	238	200	208	287	0	0	0	0	0	1.598
	Share	3,65%	3,64%	2,66%	2,63%	2,64%	2,66%	3,32%						2,98%
DEFENDER		56	55	76	77	42	43	115						464
DISCOVERY		58	70	58	58	50	44	44						382
EVOQUE														0
RANGE ROVER		78	70	59	62	74	95	87						525
RANGE ROVER SPORT														0
VELAR		32	24	29	41	34	26	41						227
LR2														0
 MCLAREN	Total	3	1	4	1	4	0	1	0	0	0	0	0	14
	Share	0,05%	0,02%	0,05%	0,01%	0,05%	0,00%	0,01%						0,03%
720S														0
750S		1				1								2
765LT														0
GT														0
ARTURA		2	1	4	1	3		1						12
P1														0
 PORSCHE	Total	295	451	516	537	611	615	631	0	0	0	0	0	3.656
	Share	4,81%	7,50%	6,19%	5,94%	8,06%	7,86%	7,29%						6,82%
911		48	117	126	152	90	72	146						751
911 TURBO		32	39	33	52	25	19	38						238
918								1						1
BOXSTER		42	84	94	46	47	55	92						460
TAYCAN		22	9	10	6	14	8	4						73
CAYENNE		35	60	58	80	283	324	175						1.015
CAYMAN		14	30	29	28	28	23	40						192
MACAN		77	85	155	122	68	86	119						712
PANAMERA		25	27	11	51	56	28	16						214

## EMPLACAMENTO DAS ASSOCIADAS ABEIFA - 2024

### VEÍCULOS IMPORTADOS

MARCA/MODELO		jan	fev	mar	abr	mai	jun	jul	ago	set	out	nov	dez	Total
 <b>SUZUKI</b>	<b>Total</b>	29	31	76	59	63	92	170	0	0	0	0	0	520
	<b>Share</b>	<b>0,47%</b>	<b>0,52%</b>	<b>0,91%</b>	<b>0,65%</b>	<b>0,83%</b>	<b>1,18%</b>	<b>1,96%</b>						<b>0,97%</b>
SCROSS														0
JIMNY		1	4	6	4	1	5	15						36
JIMNY SIERRA		28	27	70	55	62	87	155						484
 <b>VOLVO</b>	<b>Total</b>	668	338	600	437	927	1.148	830	0	0	0	0	0	4.948
	<b>Share</b>	<b>10,90%</b>	<b>5,62%</b>	<b>7,20%</b>	<b>4,84%</b>	<b>12,23%</b>	<b>14,66%</b>	<b>9,59%</b>						<b>9,24%</b>
C40		83	32	124	50	47	74	102						512
S60														0
S90														0
XC40		192	81	84	66	56	95	36						610
XC60		285	166	282	203	267	244	256						1.703
XC90		108	59	110	88	89	69	119						642
EX30					30	468	666	317						1.481
<b>OUTROS</b>	<b>Total</b>	0	0	0	0	0	0	0	0	0	0	0	0	0
<b>TOTAL IMPORTADOS ...</b>		<b>6.131</b>	<b>6.012</b>	<b>8.332</b>	<b>9.034</b>	<b>7.582</b>	<b>7.829</b>	<b>8.656</b>	<b>0</b>	<b>0</b>	<b>0</b>	<b>0</b>	<b>0</b>	<b>53.576</b>