









EMPLACAMENTO DAS ASSOCIADAS ABEIFA - 2020

VEÍCULOS IMPORTADOS





MARCA/MODELO		jan	fev	mar	abr	mai	jun	jul	ago	set	out	nov	dez	Total	
 BMW	Total	290	268	235	112	188	415	369	0	0	0	0	0	1.877	
	Share	12,05%	10,03%	11,23%	14,89%	18,80%	16,27%	13,03%						13,12%	
	SÉRIE 1	13	30	14	11	7	14	50							139
	SÉRIE 2		1	4	1	5	16	18							45
	SÉRIE 3	80	54	41	29	44	93	40							381
	SÉRIE 4		7	2	2	2	4	4							21
	SÉRIE 5	13	15	6	4	5	11	12							66
	SÉRIE 7	5	8	2	2	3	10	10							40
	I3	6	6	3		6	8	13							42
	I8	1		1		1									3
	X2	69	63	46	10	22	46	61							317
	X3	51	40	28	9	16	55	39							238
	X4	2	3	2	2	1	6	4							20
	X5	7	6	31	17	28	47	33							169
	X6		2	16	12	17	26	12							85
	X7	3	8	4	5	9	8	9							46
	M135I			12	3	4	15	10							44
M140I	1													1	
M2	2	7	6	1	4	17	12							49	
M235I						1	3	8						12	
M340I					1	9	12							22	
M4		1												1	
M5	2	2	3	1	1	2	5							16	
Z4	32	15	13	3	11	25	17							116	
M850I	3		1											4	
 BYD	Total	0	0	0	0	1	4	0	0	0	0	0	0	5	
	Share	0,00%	0,00%	0,00%	0,00%	0,10%	0,16%	0,00%						0,03%	
	E5					1								1	
T3							4							4	
 CAOA CHERY	Total	1	1	0	0	0	0	1	0	0	0	0	0	3	
	Share	0,04%	0,04%	0,00%	0,00%	0,00%	0,00%	0,04%						0,02%	
	QQ	1												1	
	TIGGO							1						1	
S-18		1											1		
 FERRARI	Total	3	1	1	0	0	6	3	0	0	0	0	0	14	
	Share	0,12%	0,04%	0,05%	0,00%	0,00%	0,24%	0,11%						0,10%	
	488 GTB													0	
	488 SPIDER						1							1	
	488 PISTA SPIDER	2					1	2						5	
	488 PISTA COUPÉ			1			2							3	
	812	1												1	
	F8 TRIBUTO						1	1						2	
	F12 TDF		1											1	
PORTOFINO						1							1		

VEÍCULOS IMPORTADOS




MARCA/MODELO		jan	fev	mar	abr	mai	jun	jul	ago	set	out	nov	dez	Total	
 JAC MOTORS	Total	124	149	63	21	23	45	65	0	0	0	0	0	490	
	Share	5,15%	5,58%	3,01%	2,79%	2,30%	1,76%	2,30%						3,43%	
	J3			1											1
	S3				1										1
	T40	63	68	18	11	6	13	26							205
	T50	34	22	2	2	3	4	1							68
	T60	4	29	16	2	8	10	14							83
	T80	4	4	3				2							13
	T 6							1							1
	V260	10	14	8	2	2	10	20							66
	IEV20		1	5	2	3	4	3							18
IEV40	9	11	9	1	1	1	1							33	
IEV 330P			1											1	
 JAGUAR	Total	108	134	123	26	16	94	117	0	0	0	0	0	618	
	Share	4,49%	5,02%	5,88%	3,46%	1,60%	3,68%	4,13%						4,32%	
	F-TYPE	6	7	3			3	2							21
	E-PACE	65	79	60	15	9	62	82							372
	F-PACE	26	20	42	5	6	20	22							141
	IPACE	8	22	7	4		5	6							52
	XE	1	4	4	1	1	2	3							16
	XE S	2													2
	XF		2	4				2	1						9
	XJ			3	1			1							5
 KIA MOTORS	Total	593	599	484	133	166	401	580	0	0	0	0	0	2.956	
	Share	24,64%	22,43%	23,14%	17,69%	16,60%	15,72%	20,49%						20,67%	
	BONGO	221	229	197	61	65	177	299							1.249
	CADENZA							1							1
	CARNIVAL	4	25	16	3	4	15	10							77
	CERATO	78	87	60	21	28	64	89							427
	SORENTO	9	16	17	1	2	5	12							62
	SOUL	8	2	2			1	2							15
	SPORTAGE	229	208	159	34	61	114	146							951
	STINGER	2													2
	RIO	42	32	33	13	6	25	21							172
 LAMBORGHINI	Total	0	3	2	2	0	2	2	0	0	0	0	0	11	
	Share	0,00%	0,11%	0,10%	0,27%	0,00%	0,08%	0,07%						0,08%	
	HURACAN COUPÉ			1											1
	HURACAN SPYDER				2		1	1							4
	AVENTADOR		1												1
URUS		2	1			1	1							5	

EMPLACAMENTO DAS ASSOCIADAS ABEIFA - 2020

VEÍCULOS IMPORTADOS

MARCA/MODELO		jan	fev	mar	abr	mai	jun	jul	ago	set	out	nov	dez	Total
 LAND ROVER	Total	263	323	299	94	133	413	494	0	0	0	0	0	2.019
	Share	10,93%	12,09%	14,29%	12,50%	13,30%	16,19%	17,45%						14,11%
DEFENDER						1		22						23
DISCOVERY 4		63	63	47	15	13	82	95						378
DISCOVERY SPORT		1												1
EVOQUE		86	107	125	36	61	196	184						795
RANGE ROVER		6	8	10	3	5	10	8						50
RANGE ROVER SPORT		50	93	69	20	35	79	106						452
VELAR		57	52	48	20	18	46	79						320
 MASERATI	Total	1	3	0	0	0	0	1	0	0	0	0	0	5
	Share	0,04%	0,11%	0,00%	0,00%	0,00%	0,00%	0,04%						0,03%
LEVANTE		1	3					1						5
QUATTROPORTE														0
GRANCABRIO														0
 MINI	Total	107	107	105	30	41	134	130	0	0	0	0	0	654
	Share	4,45%	4,01%	5,02%	3,99%	4,10%	5,25%	4,59%						4,57%
COOPER		5	13	9	5	1	12	7						52
COOPER CABRIO				1										1
COOPER 5P		9	8	4		2	9	4						36
COOPER S		18	15	14	6	11	17	26						107
COOPER S 5P		12	15	26		5	13	14						85
COOPER CLUBMAN		5	4	1		1	1	6						18
COOPER S CLUBMAN		1					2							3
COOPER S CABRIO		9	8	6	3	3	11	12						52
COOPER COUNTRYMAN		5	4	8	2	1	18	12						50
COOPER S COUNTRYMAN		12	15	12	3	1	13	21						77
COOPER JCW CABRIO		5	7	6	3	1	7	5						34
COOPER JCW COUNTRYMAN		12	7	3	3	3	4	6						38
COOPER SE COUNTRYMAN		7	2	6	1	8	15	7						46
COOPER HATCH JCW 3P		7	9	9	4	4	12	10						55
 PORSCHE	Total	224	279	210	98	154	350	218	0	0	0	0	0	1.533
	Share	9,31%	10,45%	10,04%	13,03%	15,40%	13,72%	7,70%						10,72%
911		73	98	91	45	61	126	60						554
911 TURBO														0
918		1												1
BOXSTER		33	45	35	15	16	19	23						186
TAYCAN						2								2
CAYENNE		60	81	54	19	34	100	49						397
CAYMAN		8	18	2		6	9	6						49
MACAN		41	33	23	13	29	85	65						289
PANAMERA		8	4	5	6	6	11	15						55

VEÍCULOS IMPORTADOS

MARCA/MODELO		jan	fev	mar	abr	mai	jun	jul	ago	set	out	nov	dez	Total
 ROLLS ROYCE	Total	0	0	0	0	0	0	0	0	0	0	0	0	0
	Share	0,00%	0,00%	0,00%	0,00%	0,00%	0,00%	0,00%	0,00%					0,00%
WRAITH														0
PHANTOM														0
DAWN														0
CULLINAN														0
 SUZUKI	Total	147	153	105	28	57	88	160	0	0	0	0	0	738
	Share	6,11%	5,73%	5,02%	3,72%	5,70%	3,45%	5,65%						5,16%
SCROSS		14	14	7	5	7	10	12						69
VITARA		61	55	41	13	20	23	50						263
JIMNY SIERRA		72	84	57	10	30	55	98						406
 VOLVO	Total	546	651	465	208	221	599	691	0	0	0	0	0	3.381
	Share	22,68%	24,37%	22,23%	27,66%	22,10%	23,48%	24,41%						23,64%
S60		29	76	25	7	6	38	57						238
S80														0
S90		3	13	5	3	1	6	5						36
V40		3	2											5
V60		6	8	7	2	2	17	14						56
XC40		234	233	188	66	102	221	243						1.287
XC60		227	237	190	104	86	248	281						1.373
XC90		44	82	50	26	24	69	91						386
TOTAL IMPORTADOS ...		2.407	2.671	2.092	752	1.000	2.551	2.831	0	0	0	0	0	14.304