









EMPLACAMENTO DAS ASSOCIADAS ABEIFA - 2019

VEÍCULOS IMPORTADOS






MARCA/MODELO		jan	fev	mar	abr	mai	jun	jul	ago	set	out	nov	dez	Total
 BMW	Total	134	186	327	531	530	488	360	0	0	0	0	0	2.556
	Share	5,41%	7,45%	12,96%	18,00%	17,13%	18,24%	12,20%						
SÉRIE 1		5	3	4	3	14	28	48						105
SÉRIE 2		1		1										2
SÉRIE 3		1												1
SÉRIE 4		7	2	5	2	1	5	2						24
SÉRIE 5		6	26	20	29	36	42	15						174
SÉRIE 6														0
SÉRIE 7			1	3		1								5
I3		18	3	1		1	7	9						39
I8														0
X1		1												1
X2		44	80	128	122	149	117	97						737
X3		17	22	30	73	49	31	41						263
X4		10	11	4	2	2	4							33
X5		4	4	73	87	71	57	20						316
X6		3	15	10	15	19	15	19						96
M140I		3	4	1	7	5	3	3						26
M2		10	11	8	8	5	6	10						58
M235I														0
M240I														0
M3 SEDAN			1	5	4	4	2	1						17
M4		2		3		1	3	1						10
M5		2	1	4	6	8	3	6						30
M6			1											1
225I				1										1
330I				26	173	160	127	52						538
630I						1								1
Z4						3	36	34						73
528							1							1
M850I							1	2						3
BMW			1											1
 BYD	Total	0	0	0	0	0	0	0	0	0	0	0	0	0
	Share	0,00%	0,00%	0,00%	0,00%	0,00%	0,00%	0,00%	0,00%					0,00%
E5														0
E6														0
T3														0
 CAOA CHERY	Total	0	0	0	0	1	0	0	0	0	0	0	0	1
	Share	0,00%	0,00%	0,00%	0,00%	0,03%	0,00%	0,00%						0,01%
QQ						1								1
 FERRARI	Total	0	4	1	2	8	2	4	0	0	0	0	0	21
	Share	0,00%	0,16%	0,04%	0,07%	0,26%	0,07%	0,14%						0,11%
488 GTB						1								1
488 SPIDER			1		1	1								3
488 PISTA			2				1	2						5
812						1								1
CALIFORNIA						1								1
GTC4 LUSO						1	1							2
GTC4 LUSO T														0
F12 TDF			1					1						2
PORTOFINO				1	1	3		1						6

EMPLACAMENTO DAS ASSOCIADAS ABEIFA - 2019
VEÍCULOS IMPORTADOS



MARCA/MODELO		jan	fev	mar	abr	mai	jun	jul	ago	set	out	nov	dez	Total
 JAC MOTORS	Total	123	206	132	141	189	179	168	0	0	0	0	0	1.138
	Share	4,97%	8,25%	5,23%	4,78%	6,11%	6,69%	5,69%						5,94%
	J3							1						1
	J3 TURIN		1											1
	J6 2.0 JETFLX 75		2	1										3
	S3		1											1
	S7						2	1						3
	T 140	2												2
	T40	75	117	91	103	97	63	96						642
	T50	36	65	8	4	59	88	52						312
	T80			15	22	17	6	6						66
	T 5	2	2		1			1						6
	V260	8	18	17	11	14	20	9						97
	IEV 6E							4						4
 JAGUAR	Total	128	157	133	224	155	144	162	0	0	0	0	0	1.103
	Share	5,17%	6,29%	5,27%	7,59%	5,01%	5,38%	5,49%						5,75%
	F-TYPE	9	4	8	6	2	1	4						34
	E-PACE	62	97	83	149	93	55	79						618
	F-PACE	46	39	27	37	48	69	61						327
	IPACE				6	6	10	6						28
	XE S	11	16	14	25	5	9	11						91
	XF		1	1	1	1								4
	XJ							1						1
	 KIA MOTORS	Total	885	717	710	851	888	598	812	0	0	0	0	0
Share		35,76%	28,71%	28,13%	28,85%	28,70%	22,35%	27,51%						28,49%
BONGO		177	128	237	174	290	202	208						1.416
CADENZA														0
CARENS														0
CARNIVAL		10	17	23	16	26	12	16						120
CERATO		234	160	153	180	151	79	162						1.119
MOHAVE														0
OPTIMA														0
PICANTO				1				1						2
QUORIS														0
SEDONA														0
SORENTO		24	32	39	39	29	21	18						202
SOUL		21	27	20	24	29	8	20						149
SPORTAGE		417	351	237	418	363	275	387						2.448
NIRO		1												1
STINGER		1						1						2
OUTROS		2											2	
 LAMBORGHINI	Total	4	2	2	7	3	2	2	0	0	0	0	0	22
	Share	0,16%	0,08%	0,08%	0,24%	0,10%	0,07%	0,07%						0,11%
	HURACAN COUPÉ	1			1	1								3
	HURACAN SPYDER				1									1
	AVENTADOR													0
URUS	3	2	2	5	2	2	2						18	

EMPLACAMENTO DAS ASSOCIADAS ABEIFA - 2019

VEÍCULOS IMPORTADOS

MARCA/MODELO		jan	fev	mar	abr	mai	jun	jul	ago	set	out	nov	dez	Total
	LAND ROVER	Total	195	190	193	207	199	228	337	0	0	0	0	1.549
		Share	7,88%	7,61%	7,65%	7,02%	6,43%	8,52%	11,42%					8,08%
	DEFENDER		1											1
	DISCOVERY 4		60	41	31	26	38	45	80					321
	DISCOVERY SPORT			1	4	12	10	10	18					55
	EVOQUE		3	2	2		1		78					86
	RANGE ROVER		5	5	7	8	6	7	13					51
	RANGE ROVER SPORT		56	58	59	54	53	89	87					456
	VELAR		70	83	90	107	91	77	61					579
	MASERATI	Total	3	0	2	1	4	6	1	0	0	0	0	17
		Share	0,12%	0,00%	0,08%	0,03%	0,13%	0,22%	0,03%					0,09%
	GRANTURISMO													0
	LEVANTE		3		2	1	4	6	1					17
	QUATTROPORTE													0
	GRANCABRIO													0
	GHIBLI													0
	MINI	Total	151	157	108	116	127	134	107	0	0	0	0	900
		Share	6,10%	6,29%	4,28%	3,93%	4,10%	5,01%	3,62%					4,70%
	COOPER		7	6	3	8	11	16	8					59
	COOPER CABRIO		5	5	2	5	7	11	6					41
	COOPER 5P		14	3	5	2	4	7	3					38
	COOPER S		27	27	31	22	22	23	20					172
	COOPER S 5P		15	18	12	4	7	10	11					77
	COOPER S PACEMAN													0
	COOPER S CLUBMAN		2	2	3	2	3		4					16
	COOPER S CABRIO		7	11	9	12	9	8	6					62
	COOPER COUNTRYMAN		22	31	9	9	12	1	4					88
	COOPER S COUNTRYMAN		20	26	15	29	20	27	20					157
	COOPER JCW ROADSTER													0
	COOPER JCW CABRIO		8	8	3	3	4	9	3					38
	COOPER JCW COUNTRYMAN		4	1		5	2	5	5					22
	COOPER SE COUNTRYMAN		5	6	3	6	12	7	11					50
	COOPER HATCH JCW 3P		15	13	13	9	14	10	6					80
	COOPER S ROADSTER													0
	COOPER RED BULL													0
	PORSCHE	Total	127	101	101	103	122	159	224	0	0	0	0	937
		Share	5,13%	4,04%	4,00%	3,49%	3,94%	5,94%	7,59%					4,89%
	911		22	23	10	12	23	15	22					127
	911 TURBO		2	3										5
	BOXSTER		23	9	29	34	38	11	13					157
	CAYENNE		47	56	37	47	37	42	32					298
	CAYMAN		11	5	13	9	20	7	10					75
	MACAN		2			1	2	84	147					236
	PANAMERA		20	5	12		2							39
	ROLLS ROYCE	Total	0	0	0	2	0	0	0	0	0	0	0	2
		Share	0,00%	0,00%	0,00%	0,07%	0,00%	0,00%	0,00%					0,01%
	GHOST													0
	WRAITH					1								1
	PHANTOM													0
	DAWN													0
	CULLINAN					1								1

EMPLACAMENTO DAS ASSOCIADAS ABEIFA - 2019
VEÍCULOS IMPORTADOS

MARCA/MODELO		jan	fev	mar	abr	mai	jun	jul	ago	set	out	nov	dez	Total
 SUZUKI	Total	168	164	179	179	147	100	141	0	0	0	0	0	1.078
	Share	6,79%	6,57%	7,09%	6,07%	4,75%	3,74%	4,78%						5,62%
GRAN VITARA														0
SWIFT			1											1
SCROSS		37	38	67	44	23	21	25						255
VITARA		131	125	112	135	124	79	113						819
JIMNY SIERRA								3						3
 VOLVO	Total	485	571	606	568	702	623	634	0	0	0	0	0	4.189
	Share	19,60%	22,87%	24,01%	19,25%	22,69%	23,28%	21,48%						21,85%
240														0
S60								10						10
S80							1							1
S90		1	5	2	3	1	6	8						26
V40		30	46	34	42	50	39	43						284
V60		8	6	4	7	19	10	10						64
XC40		218	190	161	194	266	155	175						1.359
XC60		176	252	296	228	267	328	295						1.842
XC90		52	72	109	94	99	84	93						603
OUTROS	Total	72	42	30	18	19	13	0	0	0	0	0	0	194
TOTAL IMPORTADOS ...		2.475	2.497	2.524	2.950	3.094	2.676	2.952	0	0	0	0	0	19.168