









EMPLACAMENTO DAS ASSOCIADAS ABEIFA - 2018

VEÍCULOS IMPORTADOS






| MARCA/MODELO | | jan | fev | mar | abr | mai | jun | jul | ago | set | out | nov | dez | Total |
|-------------------------------------------------------------------------------------|-------------------|-------|-------|-------|-------|-------|-------|-------|-------|-----|-----|-----|-----|-------|
|  | BMW | Total | 161 | 153 | 226 | 260 | 302 | 242 | 207 | 0 | 0 | 0 | 0 | 1.551 |
| | | Share | 6,64% | 5,94% | 6,54% | 8,03% | 9,33% | 8,03% | 6,68% | | | | | 7,37% |
| | SÉRIE 1 | | | | | | | 1 | | | | | | 1 |
| | SÉRIE 2 | 31 | 21 | 33 | 42 | 61 | 32 | 34 | | | | | | 254 |
| | SÉRIE 3 | | 1 | 1 | 1 | | | 1 | | | | | | 4 |
| | SÉRIE 4 | 9 | 10 | 4 | 8 | 16 | 11 | 13 | | | | | | 71 |
| | SÉRIE 5 | 26 | 19 | 28 | 30 | 34 | 40 | 17 | | | | | | 194 |
| | SÉRIE 6 | | | | | | | | | | | | | 0 |
| | SÉRIE 7 | 2 | 2 | | 1 | 1 | 1 | | | | | | | 7 |
| | I3 | | | | | | 1 | | | | | | | 1 |
| | I8 | 8 | 2 | 2 | | | | 1 | | | | | | 13 |
| | X1 | 2 | | | | | | | | | | | | 2 |
| | X2 | | | | 46 | 87 | 46 | 51 | | | | | | 230 |
| | X3 | | 19 | 68 | 25 | 9 | 5 | 5 | | | | | | 131 |
| | X4 | 18 | 18 | 16 | 9 | 5 | 4 | 1 | | | | | | 71 |
| | X5 | 30 | 31 | 32 | 59 | 50 | 65 | 43 | | | | | | 310 |
| | X6 | 19 | 18 | 23 | 15 | 15 | 19 | 18 | | | | | | 127 |
| | M135I | | | | | | | | | | | | | 0 |
| | M140I | 2 | 2 | 3 | 3 | 1 | 1 | 4 | | | | | | 16 |
| | M2 | 4 | 4 | 5 | 3 | 5 | 3 | 4 | | | | | | 28 |
| | M235I | | | | | | | | | | | | | 0 |
| | M240I | 3 | 1 | 7 | 8 | 9 | 8 | 4 | | | | | | 40 |
| | M3 SEDAN | 6 | 4 | 4 | 6 | 4 | 3 | | | | | | | 27 |
| | M4 | | | | 1 | 3 | 1 | | | | | | | 5 |
| | M5 | | | | | | 2 | 9 | | | | | | 11 |
| | M6 | 1 | 1 | | 3 | 2 | | 1 | | | | | | 8 |
| | Z3 | | | | | | | | | | | | | 0 |
| | Z4 | | | | | | | | | | | | | 0 |
|  | BYD | Total | 1 | 0 | 4 | 0 | 1 | 16 | 22 | 0 | 0 | 0 | 0 | 44 |
| | | Share | 0,04% | 0,00% | 0,12% | 0,00% | 0,03% | 0,53% | 0,71% | | | | | 0,21% |
| | E5 | | | 4 | | | 15 | 18 | | | | | | 37 |
| | E6 | | | | | 1 | 1 | 4 | | | | | | 6 |
| | T3 | 1 | | | | | | | | | | | | 1 |
|  | CAOA CHERY | Total | 0 | 0 | 0 | 1 | 1 | 0 | 0 | 0 | 0 | 0 | 0 | 2 |
| | | Share | 0,00% | 0,00% | 0,00% | 0,03% | 0,03% | 0,00% | 0,00% | | | | | 0,01% |
| | CELER | | | | | | | | | | | | | 0 |
| | CELER SEDAN | | | | | | | | | | | | | 0 |
| | CIELO HATCH | | | | | | | | | | | | | 0 |
| | CIELO SEDAN | | | | | | | | | | | | | 0 |
| | FACE | | | | | | | | | | | | | 0 |
| | QQ | | | | | | | | | | | | | 0 |
| | S-18 | | | | | | | | | | | | | 0 |
| | TIGGO | | | | 1 | 1 | | | | | | | | 2 |
| | OUTROS | | | | | | | | | | | | | 0 |
|  | FERRARI | Total | 0 | 3 | 1 | 2 | 3 | 6 | 1 | 0 | 0 | 0 | 0 | 16 |
| | | Share | 0,00% | 0,12% | 0,03% | 0,06% | 0,09% | 0,20% | 0,03% | | | | | 0,08% |
| | 458 | | 1 | | | | | | | | | | | 1 |
| | 488 GTB | | | | | 1 | 1 | 1 | | | | | | 3 |
| | 488 SPIDER | | 2 | 1 | | 2 | 3 | | | | | | | 8 |
| | 812 | | | | 2 | | 2 | | | | | | | 4 |
| | CALIFORNIA | | | | | | | | | | | | | 0 |
| | F12 TDF | | | | | | | | | | | | | 0 |
| | FF | | | | | | | | | | | | | 0 |
| | F12 BERLINETTA | | | | | | | | | | | | | 0 |

EMPLACAMENTO DAS ASSOCIADAS ABEIFA - 2018
VEÍCULOS IMPORTADOS




| MARCA/MODELO | | jan | fev | mar | abr | mai | jun | jul | ago | set | out | nov | dez | Total | |
|--------------------------------------------------------------------------------------------------------|-----------------------------------------------------------------------------------------------------|--------------|--------|--------|--------|--------|--------|--------|--------|-----|-----|-----|-----|-------|--------|
|  JAC MOTORS | Total | 283 | 341 | 436 | 370 | 384 | 388 | 300 | 0 | 0 | 0 | 0 | 0 | 2.502 | |
| | Share | 11,67% | 13,23% | 12,61% | 11,43% | 11,86% | 12,88% | 9,68% | | | | | | | 11,89% |
| | A13 HACTH | | | | | | | | | | | | | | 0 |
| | J2 | | | | | | | | | | | | | | 0 |
| | J3 | | | | | | 1 | | | | | | | | 1 |
| | J3 TURIN | | 1 | | | | | | 1 | | | | | | 2 |
| | J5 | 1 | | | | | | | | | | | | | 1 |
| | J6 2.0 5S | | | | | | | | | | | | | | 0 |
| | J6 2.0 JETFLEX 7S | | | | | | | | 1 | | | | | | 1 |
| | S5 | | | | | | | | | | | | | | 0 |
| | S7 | 1 | | | | | | | | | | | | | 1 |
| | T 140 | | | | | | | | 1 | | | | | | 1 |
| | T 40 | 174 | 254 | 290 | 236 | 259 | 288 | 230 | | | | | | | 1.731 |
| | T 5 | 91 | 66 | 104 | 94 | 90 | 69 | 33 | | | | | | | 547 |
| | T 6 | 12 | 10 | 26 | 19 | 8 | 9 | 11 | | | | | | | 95 |
| | T 8 | | | 3 | 2 | 3 | 6 | 4 | | | | | | | 18 |
| | V260 | 4 | 10 | 13 | 19 | 24 | 15 | 19 | | | | | | | 104 |
|  JAGUAR | Total | 102 | 84 | 89 | 91 | 65 | 155 | 234 | 0 | 0 | 0 | 0 | 0 | 820 | |
| | Share | 4,21% | 3,26% | 2,57% | 2,81% | 2,01% | 5,14% | 7,55% | | | | | | | 3,90% |
| | F-TYPE | 1 | | | 2 | | 2 | 3 | | | | | | | 8 |
| | E-PACE | | | | | | 67 | 158 | | | | | | | 225 |
| | F-PACE | 62 | 55 | 63 | 72 | 44 | 47 | 36 | | | | | | | 379 |
| | XE | 3 | 1 | | 2 | | 2 | 7 | | | | | | | 15 |
| | XE S | 30 | 24 | 24 | 9 | 16 | 34 | 13 | | | | | | | 150 |
| | XF | 1 | 1 | 1 | 4 | 1 | | 5 | | | | | | | 13 |
| | XFR | 5 | 1 | 1 | 2 | 4 | 3 | 9 | | | | | | | 25 |
| | XJ | | 2 | | | | | 3 | | | | | | | 5 |
| | XK | | | | | | | | | | | | | | 0 |
| |  KIA MOTORS | Total | 618 | 983 | 1.416 | 1.098 | 1.122 | 858 | 804 | 0 | 0 | 0 | 0 | 0 | 6.899 |
| | | Share | 25,48% | 38,15% | 40,96% | 33,92% | 34,65% | 28,48% | 25,94% | | | | | | |
| BONGO | | 110 | 156 | 154 | 158 | 179 | 166 | 191 | | | | | | | 1.114 |
| CADENZA | | 1 | | | | | | | | | | | | | 1 |
| CARENS | | | | | | | | | | | | | | | 0 |
| CARNIVAL | | 15 | 26 | 28 | 21 | 29 | 29 | 11 | | | | | | | 159 |
| CERATO | | 139 | 214 | 540 | 310 | 266 | 124 | 106 | | | | | | | 1.699 |
| MOHAVE | | 1 | | | | | | | | | | | | | 1 |
| OPTIMA | | | | | | | | | | | | | | | 0 |
| PICANTO | | 13 | 69 | 28 | 5 | | | | | | | | | | 115 |
| QUORIS | | | | | | | | | | | | | | | 0 |
| SEDONA | | | | | | | | | | | | | | | 0 |
| SORENTO | | 27 | 40 | 34 | 48 | 76 | 50 | 59 | | | | | | | 334 |
| SOUL | | 1 | | | 31 | 8 | 1 | 4 | | | | | | | 45 |
| SPORTAGE | | 310 | 478 | 632 | 525 | 564 | 488 | 433 | | | | | | | 3.430 |
| STINGER | 1 | | | | | | | | | | | | | 1 | |
|  LAMBORGHINI | Total | 1 | 0 | 1 | 1 | 1 | 1 | 2 | 0 | 0 | 0 | 0 | 0 | 7 | |
| | Share | 0,04% | 0,00% | 0,03% | 0,03% | 0,03% | 0,03% | 0,06% | | | | | | | 0,03% |
| | GALLARDO | | | | | | | | | | | | | | 0 |
| | HURACAN | | | 1 | 1 | 1 | 1 | 1 | | | | | | | 5 |
| AVENTADOR | 1 | | | | | | 1 | | | | | | | 2 | |

EMPLACAMENTO DAS ASSOCIADAS ABEIFA - 2018

VEÍCULOS IMPORTADOS

| MARCA/MODELO | | jan | fev | mar | abr | mai | jun | jul | ago | set | out | nov | dez | Total |
|-------------------------------------------------------------------------------------|-----------------------|--------------|---------------|--------------|--------------|--------------|--------------|--------------|--------------|-----|-----|-----|-----|--------------|
|  | LAND ROVER | Total | 178 | 111 | 100 | 210 | 215 | 223 | 237 | 0 | 0 | 0 | 0 | 1.274 |
| | | Share | 7,34% | 4,31% | 2,89% | 6,49% | 6,64% | 7,40% | 7,65% | | | | | 6,05% |
| | DEFENDER | | | | | | | | | | | | | 0 |
| | DISCOVERY 4 | 62 | 25 | 18 | 106 | 105 | 108 | 76 | | | | | | 500 |
| | DISCOVERY SPORT | | | 1 | | | | | | | | | | 1 |
| | EVOQUE | 5 | 2 | 2 | 2 | 1 | 2 | 2 | | | | | | 16 |
| | FREELANDER | | | | | 1 | | | | | | | | 1 |
| | RANGE ROVER | | 9 | 8 | 11 | 5 | 6 | 3 | | | | | | 42 |
| | RANGE ROVER SPORT | 25 | 8 | 9 | 9 | 39 | 60 | 90 | | | | | | 240 |
| | VELAR | 86 | 67 | 62 | 82 | 64 | 47 | 66 | | | | | | 474 |
|  | LIFAN | Total | 288 | 192 | 239 | 240 | 247 | 146 | 167 | 0 | 0 | 0 | 0 | 1.519 |
| | | Share | 11,88% | 7,45% | 6,91% | 7,41% | 7,63% | 4,85% | 5,39% | | | | | 7,22% |
| | FOISON | 25 | 18 | 11 | 7 | 6 | 4 | 1 | | | | | | 72 |
| | LF 320 | | | | | | | | | | | | | 0 |
| | LF 530 | 45 | 34 | 55 | 51 | 58 | 32 | 23 | | | | | | 298 |
| | LF 620 | | | | | | | | | | | | | 0 |
| | X50 | | | | | | | | | | | | | 0 |
| | X60 | 216 | 139 | 173 | 181 | 168 | 108 | 105 | | | | | | 1.090 |
| | X70 | 2 | 1 | | 1 | | | | | | | | | 4 |
| | X80 | | | | | 15 | 2 | 38 | | | | | | 55 |
|  | MASERATI | Total | 2 | 1 | 6 | 3 | 4 | 3 | 6 | 0 | 0 | 0 | 0 | 25 |
| | | Share | 0,08% | 0,04% | 0,17% | 0,09% | 0,12% | 0,10% | 0,19% | | | | | 0,12% |
| | GRANTURISMO | | | | | | | | | | | | | 0 |
| | LEVANTE | 1 | | 3 | 3 | 3 | 3 | 6 | | | | | | 19 |
| | QUATTROPORTE | | 1 | 1 | | | | | | | | | | 2 |
| | GRANCABRIO | | | 1 | | | | | | | | | | 1 |
| | Ghibli | 1 | | 1 | | 1 | | | | | | | | 3 |
|  | MINI | Total | 143 | 127 | 141 | 107 | 103 | 107 | 133 | 0 | 0 | 0 | 0 | 861 |
| | | Share | 5,90% | 4,93% | 4,08% | 3,31% | 3,18% | 3,55% | 4,29% | | | | | 4,09% |
| | ONE | | | | | | 1 | | | | | | | 1 |
| | COOPER | 18 | 13 | 16 | 13 | 18 | 17 | 17 | | | | | | 112 |
| | COOPER 5P | 8 | 11 | 9 | 3 | 9 | 6 | 14 | | | | | | 60 |
| | COOPER S | 25 | 20 | 27 | 17 | 13 | 15 | 30 | | | | | | 147 |
| | COOPER S 5P | 15 | 18 | 23 | 14 | 10 | 6 | 17 | | | | | | 103 |
| | COOPER S PACEMAN | | | | | | | | | | | | | 0 |
| | COOPER S CLUBMAN | 2 | 3 | 3 | 5 | | 1 | 2 | | | | | | 16 |
| | COOPER S CABRIO | 14 | 13 | 15 | 7 | 1 | 3 | 2 | | | | | | 55 |
| | COOPER S COUNTRYMAN | 42 | 36 | 42 | 42 | 46 | 53 | 40 | | | | | | 301 |
| | COOPER JCW ROADSTER | | | | | | | | | | | | | 0 |
| | COOPER JCW CABRIO | | | | | | | | | | | | | 0 |
| | COOPER JCW COUNTRYMAN | 8 | 6 | 4 | 2 | 5 | 3 | 4 | | | | | | 32 |
| | COOPER JCW PACEMAN | | | | | | | | | | | | | 0 |
| | COOPER HATCH JCW 3P | 11 | 7 | 2 | 4 | 1 | 2 | 7 | | | | | | 34 |
| | COOPER S ROADSTER | | | | | | | | | | | | | 0 |
| | COOPER RED BULL | | | | | | | | | | | | | 0 |
|  | PORSCHE | Total | 101 | 102 | 128 | 121 | 100 | 127 | 112 | 0 | 0 | 0 | 0 | 791 |
| | | Share | 4,16% | 3,96% | 3,70% | 3,74% | 3,09% | 4,22% | 3,61% | | | | | 3,76% |
| | 911 | 13 | 15 | 14 | 6 | 13 | 16 | 10 | | | | | | 87 |
| | 911 TURBO | 1 | 4 | 3 | 2 | 4 | 4 | 2 | | | | | | 20 |
| | BOXSTER | 10 | 7 | 14 | 9 | 9 | 15 | 15 | | | | | | 79 |
| | CAYENNE | 20 | 24 | 34 | 35 | 12 | 7 | 11 | | | | | | 143 |
| | CAYMAN | 10 | 7 | 10 | 15 | 6 | 12 | 11 | | | | | | 71 |
| | MACAN | 30 | 35 | 39 | 33 | 46 | 61 | 54 | | | | | | 298 |
| | PANAMERA | 17 | 10 | 14 | 21 | 10 | 12 | 9 | | | | | | 93 |

EMPLACAMENTO DAS ASSOCIADAS ABEIFA - 2018
VEÍCULOS IMPORTADOS

| MARCA/MODELO | | jan | fev | mar | abr | mai | jun | jul | ago | set | out | nov | dez | Total |
|------------------------------------------------------------------------------------------------------|-------|--------------|--------------|--------------|--------------|--------------|--------------|--------------|----------|----------|----------|----------|----------|---------------|
|  ROLLS ROYCE | Total | 0 | 0 | 0 | 0 | 0 | 0 | 1 | 0 | 0 | 0 | 0 | 0 | 1 |
| | Share | 0,00% | 0,00% | 0,00% | 0,00% | 0,00% | 0,00% | 0,03% | | | | | | 0,00% |
| GHOST | | | | | | | | | | | | | | 0 |
| DROPHEAD | | | | | | | | | | | | | | 0 |
| WRAITH | | | | | | | | | | | | | | 0 |
| PHANTOM | | | | | | | | | | | | | | 0 |
| DAWN | | | | | | | | 1 | | | | | | 1 |
|  SUZUKI | Total | 181 | 200 | 221 | 197 | 190 | 204 | 268 | 0 | 0 | 0 | 0 | 0 | 1.461 |
| | Share | 7,46% | 7,76% | 6,39% | 6,09% | 5,87% | 6,77% | 8,65% | | | | | | 6,94% |
| GRAN VITARA | | | | | | | | | | | | | | 0 |
| SWIFT | | | | | | | | | | | | | | 0 |
| SCROSS | | 39 | 33 | 57 | 53 | 57 | 39 | 59 | | | | | | 337 |
| VITARA | | 142 | 167 | 164 | 144 | 133 | 165 | 209 | | | | | | 1.124 |
|  VOLVO | Total | 366 | 280 | 449 | 536 | 500 | 537 | 606 | 0 | 0 | 0 | 0 | 0 | 3.274 |
| | Share | 15,09% | 10,87% | 12,99% | 16,56% | 15,44% | 17,82% | 19,55% | | | | | | 15,56% |
| 240 | | | | | | | | | | | | | | 0 |
| S60 | | 15 | 8 | 17 | 11 | 6 | 5 | | | | | | | 62 |
| S90 | | | | | | | | 1 | | | | | | 1 |
| V40 | | 67 | 33 | 47 | 50 | 42 | 43 | 24 | | | | | | 306 |
| V60 | | 3 | 1 | 7 | 9 | 8 | 7 | 8 | | | | | | 43 |
| XC40 | | | | 62 | 133 | 121 | 137 | 335 | | | | | | 788 |
| XC60 | | 200 | 190 | 236 | 269 | 249 | 263 | 160 | | | | | | 1.567 |
| XC90 | | 81 | 48 | 80 | 64 | 74 | 82 | 78 | | | | | | 507 |
| OUTROS | Total | 0 | 0 | 0 | 0 | 0 | 0 | 0 | | | | | | 0 |
| TOTAL IMPORTADOS ... | | 2.425 | 2.577 | 3.457 | 3.237 | 3.238 | 3.013 | 3.100 | 0 | 0 | 0 | 0 | 0 | 21.047 |