
















EMPLACAMENTO DAS ASSOCIADAS ABEIFA - 2017
VEÍCULOS IMPORTADOS

MARCA/MODELO		jan	fev	mar	abr	mai	jun	jul	ago	set	out	nov	dez	Total	
 ASTON MARTIN	Total	0	0	0	0	0	0	0	0	0	0	0	0	0	
	Share	0,00%												0,00%	
	VANTAGE	0												0	
	VIRAGE	0												0	
 BMW	Total	128	0	0	0	0	0	0	0	0	0	0	0	128	
	Share	6,58%												6,58%	
		SÉRIE 1	0												0
		SÉRIE 2	11												11
		SÉRIE 3	13												13
		SÉRIE 4	17												17
		SÉRIE 5	1												1
		SÉRIE 6	0												0
		SÉRIE 7	3												3
		I3	7												7
		I8	2												2
		X1	0												0
		X3	0												0
		X4	12												12
		X5	6												6
		X6	33												33
		M135I	1												1
		M140I	3												3
		M2	5												5
		M235I	0												0
		M240I	4												4
		M3 SEDAN	3												3
	M4	4												4	
	M5	0												0	
	M6	1												1	
	Z4	2												2	
 BYD	Total	2	0	0	0	0	0	0	0	0	0	0	0	2	
	Share	0,10%												0,10%	
		E6	2												2
	T3	0												0	
 CHERY	Total	14	0	0	0	0	0	0	0	0	0	0	0	14	
	Share	0,72%												0,72%	
		CELER	0												0
		CELER SEDAN	1												1
		CIELO HATCH	0												0
		CIELO SEDAN	0												0
		FACE	0												0
		QQ	1												1
		S-18	0												0
		TIGGO	12												12
		OUTROS	0												0
 FERRARI	Total	1	0	0	0	0	0	0	0	0	0	0	0	1	
	Share	0,05%												0,05%	
		458	0												0
		488 GTB	0												0
		488 SPIDER	1												1
		CALIFORNIA	0												0
		F12 TDF	0												0
		FF	0												0
	F12 BERLINETTA	0												0	




EMPLACAMENTO DAS ASSOCIADAS ABEIFA - 2017
VEÍCULOS IMPORTADOS

MARCA/MODELO		jan	fev	mar	abr	mai	jun	jul	ago	set	out	nov	dez	Total
 GEELY	Total	24	0	0	0	0	0	0	0	0	0	0	0	24
	Share	1,23%												1,23%
EC-7		16												16
GC2		8												8
GX2		0												0
 JAC MOTORS	Total	290	0	0	0	0	0	0	0	0	0	0	0	290
	Share	14,91%												14,91%
A13 HACTH		0												0
J2		1												1
J3		34												34
J3 TURIN		26												26
J5		9												9
J6 2.0 5S		0												0
J6 2.0 7S		13												13
T 140		0												0
T 5		185												185
T 6		17												17
T 8		5												5
 JAGUAR	Total	72	0	0	0	0	0	0	0	0	0	0	0	72
	Share	3,70%												3,70%
F-TYPE		2												2
F-PACE		37												37
XE		10												10
XE S		20												20
XF		3												3
XFR		0												0
XJ		0												0
XK		0												0
 KIA MOTORS	Total	582	0	0	0	0	0	0	0	0	0	0	0	582
	Share	29,92%												29,92%
BONGO		126												126
CADENZA		0												0
CARENS		0												0
CARNIVAL		9												9
CERATO		107												107
MOHAVE		1												1
OPTIMA		1												1
PICANTO		92												92
QUORIS		0												0
SEDONA		0												0
SORENTO		30												30
SOUL		36												36
SPORTAGE		180												180
 LAMBORGHINI	Total	1	0	0	0	0	0	0	0	0	0	0	0	1
	Share	0,05%												0,05%
GALLARDO		0												0
HURACAN		1												1
AVENTADOR		0												0

EMPLACAMENTO DAS ASSOCIADAS ABEIFA - 2017
VEÍCULOS IMPORTADOS

MARCA/MODELO		jan	fev	mar	abr	mai	jun	jul	ago	set	out	nov	dez	Total
 LAND ROVER	Total	116	0	0	0	0	0	0	0	0	0	0	0	116
	Share	5,96%												5,96%
DEFENDER		5												5
DISCOVERY 4		12												12
DISCOVERY SPORT		27												27
EVOQUE		44												44
FREELANDER		0												0
RANGE ROVER		4												4
RANGE ROVER SPORT		24												24
 LIFAN	Total	161	0	0	0	0	0	0	0	0	0	0	0	161
	Share	8,28%												8,28%
FOISON		29												29
LF 320		0												0
LF 530		58												58
LF 620		0												0
X50		0												0
X60		74												74
 MASERATI	Total	3	0	0	0	0	0	0	0	0	0	0	0	3
	Share	0,15%												0,15%
GRANTURISMO		0												0
LEVANTE		3												3
QUATTROPORTE		0												0
GRANCABRIO		0												0
GHIBLI S Q4		0												0
 MINI	Total	111	0	0	0	0	0	0	0	0	0	0	0	111
	Share	5,71%												5,71%
ONE		0												0
COOPER		11												11
COOPER 5P		1												1
COOPER S		41												41
COOPER S 5P		27												27
COOPER S PACEMAN		0												0
COOPER CLUBMAN S		6												6
COOPER S CABRIO		14												14
COOPER COUNTRYMAN		0												0
COOPER JCW		0												0
COOPER JCW ROADSTER		0												0
COOPER JCW CABRIO		0												0
COOPER JCW COUNTRYMAN		0												0
COOPER JCW PACEMAN		0												0
COOPER HATCH JCW 3P		11												11
COOPER S ROADSTER		0												0
COOPER RED BULL		0												0
 PORSCHE	Total	69	0	0	0	0	0	0	0	0	0	0	0	69
	Share	3,55%												3,55%
911		10												10
911 TURBO		3												3
BOXSTER		5												5
CAYENNE		22												22
CAYMAN		4												4
MACAN		24												24
PANAMERA		1												1

EMPLACAMENTO DAS ASSOCIADAS ABEIFA - 2017
VEÍCULOS IMPORTADOS

MARCA/MODELO		jan	fev	mar	abr	mai	jun	jul	ago	set	out	nov	dez	Total
 ROLLS ROYCE	Total	0	0	0	0	0	0	0	0	0	0	0	0	0
	Share	0,00%												0,00%
GHOST		0												0
DROPHEAD		0												0
WRAITH		0												0
PHANTOM		0												0
 SUZUKI	Total	132	0	0	0	0	0	0	0	0	0	0	0	132
	Share	6,79%												6,79%
GRAN VITARA		3												3
SWIFT		4												4
SCROSS		66												66
VITARA		59												59
 VOLVO	Total	239	0	0	0	0	0	0	0	0	0	0	0	239
	Share	12,29%												12,29%
S60		13												13
V40		16												16
V60		3												3
XC60		159												159
XC90		48												48
OUTROS	Total	0												0
TOTAL IMPORTADOS ...		1.945	0	0	0	0	0	0	0	0	0	0	0	1.945