









## EMPLACAMENTO DAS ASSOCIADAS ABEIFA - 2023

### VEÍCULOS IMPORTADOS

MARCA/MODELO		jan	fev	mar	abr	mai	jun	jul	ago	set	out	nov	dez	Total
 ASTON MARTIN	Total	2	1	6	1	2	2	1	2	0	1	1	2	21
	Share	0,10%	0,06%	0,21%	0,05%	0,08%	0,09%	0,04%	0,06%	0,00%	0,02%	0,02%	0,02%	0,05%
DBX		1	1	2	1	1		1	1		1		1	10
DBS							1							1
DBS770												1		1
VANTAGE							1		1				1	3
VANTAGE F1		1				1								2
VANTAGE V12				4										4
 BYD	Total	150	243	324	151	393	442	798	1.455	2.137	2.731	3.622	5.500	17.946
	Share	7,58%	13,85%	11,58%	7,46%	15,20%	19,59%	29,52%	43,43%	55,35%	58,72%	65,76%	68,48%	43,24%
E5														0
HAN		17	6	12	6	8	5	7	4	1	4	2	6	78
TAN		13	9	15	13	12	13	15	19	19	34	34	21	217
T3		7	11	4	8	3	1	2		3	2	2	5	48
D1		1	8	3	2		6	143	153	2			5	323
SONG PLUS		33	145	205	39	322	353	445	762	863	1.099	1.523	1.883	7.672
YUAN PLUS		79	64	85	83	38	57	97	132	145	215	286	475	1.756
DOLPHIN						10	7	80	371	1.036	1.366	1.694	2.248	6.812
SEAL								9	14	68	11	81	857	1.040
 JAC MOTORS	Total	46	54	54	62	82	97	56	51	77	52	68	113	812
	Share	2,32%	3,08%	1,93%	3,06%	3,17%	4,30%	2,07%	1,52%	1,99%	1,12%	1,23%	1,41%	1,96%
T40		4	6	2				1			1		1	15
T50							1							1
T60														0
T80														0
T5														0
T8														0
V260		1	1								1			3
IEV20														0
IEV 330P		3		1		1	4	1		2	3	1		16
IEV350T								1						1
IEV750		3	1	1	2		1			1	5	2	2	18
E-JS1		23	29	39	34	63	33	39	32	57	24	43	92	508
E-JS4		5	7	10	17	15	13	9	5	6	6	6	7	106
E-J7		4	10		6	1	44	5	3	3	2	4	1	83
EJV5.5		3		1	3	2	1		11	8	10	12	10	61
 JAGUAR	Total	37	30	53	32	27	28	34	33	25	25	24	18	366
	Share	1,87%	1,71%	1,89%	1,58%	1,04%	1,24%	1,26%	0,99%	0,65%	0,54%	0,44%	0,22%	0,88%
F-TYPE		10	7	7	6	7	4	8	8	8	18	10	5	98
E-PACE		2		7	4	1	4		2	2	2	4	2	30
F-PACE		24	21	37	19	17	19	23	22	15	5	10	11	223
IPACE		1	2	2	3	2	1	3	1					15
XE														0



## EMPLACAMENTO DAS ASSOCIADAS ABEIFA - 2023

### VEÍCULOS IMPORTADOS

MARCA/MODELO		jan	fev	mar	abr	mai	jun	jul	ago	set	out	nov	dez	Total
 KIA	Total	408	365	504	442	415	183	428	325	385	480	392	557	4.884
	Share	20,61%	20,81%	18,02%	21,83%	16,05%	8,11%	15,83%	9,70%	9,97%	10,32%	7,12%	6,94%	11,77%
BONGO		214	208	286	194	189	88	203	111	249	236	213	240	2.431
UK2500					25									25
CARNIVAL		10	5	6		1						1		23
CERATO		5	2	2		2	3	1		1			1	17
MOHAVE							1							1
SORENTO														0
SOUL														0
SPORTAGE		80	69	69	94	108	13	105	122	90	114	86	114	1.064
STINGER														0
RIO				1										1
EV6				1										1
STONIC		88	68	116	96	92	61	92	55	33	63	44	91	899
NIRO		11	13	23	33	23	17	26	37	12	67	48	111	421
TELLURIDE								1						1
 LAND ROVER	Total	141	112	355	300	308	315	292	284	228	223	223	281	3.062
	Share	7,12%	6,39%	12,69%	14,81%	11,91%	13,96%	10,80%	8,48%	5,91%	4,79%	4,05%	3,50%	7,38%
DEFENDER		41	37	104	131	76	124	119	97	72	75	76	101	1.053
DISCOVERY		9	17	113	31	53	42	54	77	42	35	37	56	566
EVOQUE														0
RANGE ROVER		61	31	72	104	146	100	78	73	77	86	72	92	992
RANGE ROVER SPORT														0
VELAR		30	27	66	34	33	49	41	37	37	27	38	32	451
LR2														0
 MCLAREN	Total	2	4	4	5	10	10	2	1	1	0	0	2	41
	Share	0,10%	0,23%	0,14%	0,25%	0,39%	0,44%	0,07%	0,03%	0,03%	0,00%	0,00%	0,02%	0,10%
720S		1												1
765LT		1		2										3
GT				2										2
ARTURA			3		5	10	10	2	1	1			2	34
P1			1											1
 PORSCHE	Total	295	311	611	469	521	440	404	451	433	436	395	437	5.203
	Share	14,90%	17,73%	21,84%	23,16%	20,15%	19,50%	14,95%	13,46%	11,21%	9,37%	7,17%	5,44%	12,54%
911		69	55	77	32	29	35	35	75	71	80	72	102	732
911 TURBO		9	14	14	14	29	30	15	33	54	50	34	24	320
BOXSTER		2		21	45	32	13	14	30	45	41	26	57	326
TAYCAN		20	26	24	25	23	26	23	39	15	26	32	43	322
CAYENNE		80	109	195	145	253	208	190	100	67	48	35	35	1.465
CAYMAN		10	3	8	18	12	15	16	41	41	44	20	17	221
MACAN		85	92	228	149	112	86	78	110	83	84	98	103	1.308
PANAMERA		20	12	44	41	31	27	33	47	57	63	78	56	509

## EMPLACAMENTO DAS ASSOCIADAS ABEIFA - 2023

### VEÍCULOS IMPORTADOS

MARCA/MODELO		jan	fev	mar	abr	mai	jun	jul	ago	set	out	nov	dez	Total
 <b>SUZUKI</b>	<b>Total</b>	79	112	118	90	69	92	78	101	77	56	57	55	984
	<b>Share</b>	3,99%	6,39%	4,22%	4,44%	2,67%	4,08%	2,89%	3,01%	1,99%	1,20%	1,03%	0,68%	2,37%
SCROSS														0
JIMNY		13	13	13	8	9	13	7	7	10		2	4	99
JIMNY SIERRA		66	99	105	82	60	79	71	94	67	56	55	51	885
 <b>VOLVO</b>	<b>Total</b>	820	522	768	473	758	647	610	647	498	647	726	1.066	8.182
	<b>Share</b>	41,41%	29,76%	27,46%	23,36%	29,32%	28,68%	22,57%	19,31%	12,90%	13,91%	13,18%	13,27%	19,72%
C40		30	59	27	53	73	48	44	46	65	119	160	117	841
S60														0
S90										1		1		2
XC40		156	180	117	140	191	119	106	62	75	133	207	316	1.802
XC60		577	197	504	157	380	392	395	412	271	323	228	499	4.335
XC90		57	86	120	123	114	88	65	127	86	72	130	134	1.202
<b>OUTROS</b>	<b>Total</b>	0	0	0	0	0	0	0	0	0	0	0	0	0
<b>TOTAL IMPORTADOS ...</b>		<b>1.980</b>	<b>1.754</b>	<b>2.797</b>	<b>2.025</b>	<b>2.585</b>	<b>2.256</b>	<b>2.703</b>	<b>3.350</b>	<b>3.861</b>	<b>4.651</b>	<b>5.508</b>	<b>8.031</b>	<b>41.501</b>