







## EMPLACAMENTO DAS ASSOCIADAS ABEIFA - 2019

### VEÍCULOS IMPORTADOS

MARCA/MODELO		jan	fev	mar	abr	mai	jun	jul	ago	set	out	nov	dez	Total
 <b>BMW</b>	<b>Total</b>	134	186	327	531	530	488	360	378	461	619	330	490	4.834
	<b>Share</b>	5,41%	7,45%	12,96%	18,00%	17,13%	18,24%	12,20%	12,47%	16,20%	18,17%	11,93%	14,50%	13,97%
SÉRIE 1		5	3	4	3	14	28	48	29	37	13	10	18	212
SÉRIE 2		1		1										2
SÉRIE 3		1								89	345	141	185	761
SÉRIE 4		7	2	5	2	1	5	2	5	3	6	3	12	53
SÉRIE 5		6	26	20	29	36	42	15	24	21	25	19	24	287
SÉRIE 7			1	3		1			1		4	5	13	28
I3		18	3	1		1	7	9	6	11	5	4	13	78
I8											2		1	3
X1		1												1
X2		44	80	128	122	149	117	97	114	118	98	63	80	1.210
X3		17	22	30	73	49	31	41	68	58	40	37	77	543
X4		10	11	4	2	2	4		1		1		1	36
X5		4	4	73	87	71	57	20	13	30	15	8	3	385
X6		3	15	10	15	19	15	19	17	4	6	1	3	127
X7									5	17	8	6	5	41
M140I		3	4	1	7	5	3	3	4	3	1		3	37
M2		10	11	8	8	5	6	10	10	12	11	6	3	100
M3 SEDAN			1	5	4	4	2	1	1	1		1	1	21
M4		2		3		1	3	1	1	1	1	2		15
M5		2	1	4	6	8	3	6	2	6	8	3	2	51
M6			1											1
225I				1										1
330I				26	173	160	127	52	28	7	5	5	1	584
630I						1								1
Z4						3	36	34	45	41	22	12	40	233
528							1							1
M850I							1	2	2	2	2	2	4	15
M760Li									2		1	2	1	6
BMW			1											1
 <b>BYD</b>	<b>Total</b>	0	0	0	0	0	0	0	0	0	4	0	4	8
	<b>Share</b>	0,00%	0,00%	0,00%	0,00%	0,00%	0,00%	0,00%	0,00%	0,00%	0,12%	0,00%	0,12%	0,02%
E5													2	2
T3											4		2	6
 <b>CAOA CHERY</b>	<b>Total</b>	0	0	0	0	1	0	0	21	110	0	0	0	132
	<b>Share</b>	0,00%	0,00%	0,00%	0,00%	0,03%	0,00%	0,00%	0,69%	3,87%	0,00%	0,00%	0,00%	0,38%
QQ						1			1					2
ARRIZO 5									20	110				130





## EMPLACAMENTO DAS ASSOCIADAS ABEIFA - 2019

### VEÍCULOS IMPORTADOS

MARCA/MODELO		jan	fev	mar	abr	mai	jun	jul	ago	set	out	nov	dez	Total
 <b>FERRARI</b>	<b>Total</b>	0	4	1	2	8	2	4	0	2	4	1	3	31
	<b>Share</b>	<b>0,00%</b>	<b>0,16%</b>	<b>0,04%</b>	<b>0,07%</b>	<b>0,26%</b>	<b>0,07%</b>	<b>0,14%</b>	<b>0,00%</b>	<b>0,07%</b>	<b>0,12%</b>	<b>0,04%</b>	<b>0,09%</b>	<b>0,09%</b>
	488 GTB					1								1
	488 SPIDER		1		1	1				1	1		1	6
	488 PISTA		2				1	2		1	2		1	9
	812					1								1
	CALIFORNIA					1								1
	GTC4 LUSO					1	1							2
	F12 TDF		1						1					2
PORTOFINO				1	1	3		1			1	1	9	
 <b>JAC MOTORS</b>	<b>Total</b>	123	206	132	141	189	179	168	192	203	195	152	163	2.043
	<b>Share</b>	<b>4,97%</b>	<b>8,25%</b>	<b>5,23%</b>	<b>4,78%</b>	<b>6,11%</b>	<b>6,69%</b>	<b>5,69%</b>	<b>6,33%</b>	<b>7,14%</b>	<b>5,72%</b>	<b>5,50%</b>	<b>4,82%</b>	<b>5,91%</b>
	J3							1		1				2
	J3 TURIN		1						1					2
	J6 2.0 JETFLEX 7S		2	1										3
	S3		1											1
	S7					2	1							3
	T 140	2												2
	T40	75	117	91	103	97	63	96	112	99	107	62	75	1.097
	T50	36	65	8	4	59	88	52	53	67	57	36	47	572
	T60													2
	T80			15	22	17	6	6	8	5	7	4	2	92
	T 5	2	2		1		1		1					7
	V260	8	18	17	11	14	20	9	17	21	22	21	18	196
	IEV 6E							4						4
IEV40									10	2		19	54	
IEV20											3		3	
IEV 330P											3		3	
 <b>JAGUAR</b>	<b>Total</b>	128	157	133	224	155	144	162	155	140	146	134	129	1.807
	<b>Share</b>	<b>5,17%</b>	<b>6,29%</b>	<b>5,27%</b>	<b>7,59%</b>	<b>5,01%</b>	<b>5,38%</b>	<b>5,49%</b>	<b>5,11%</b>	<b>4,92%</b>	<b>4,29%</b>	<b>4,84%</b>	<b>3,82%</b>	<b>5,22%</b>
	F-TYPE	9	4	8	6	2	1	4	2	3	1	4	7	51
	E-PACE	62	97	83	149	93	55	79	88	94	80	90	86	1.056
	F-PACE	46	39	27	37	48	69	61	34	16	26	13	20	436
	IPACE				6	6	10	6	10	21	8	13	9	89
	XE S	11	16	14	25	5	9	11	18	6	30	13	6	164
	XF		1	1	1	1			1		1	1		7
XJ							1	2				1	4	





## EMPLACAMENTO DAS ASSOCIADAS ABEIFA - 2019

### VEÍCULOS IMPORTADOS

MARCA/MODELO		jan	fev	mar	abr	mai	jun	jul	ago	set	out	nov	dez	Total
 KIA MOTORS	Total	885	717	710	851	888	598	812	823	660	990	661	676	9.271
	Share	35,76%	28,71%	28,13%	28,85%	28,70%	22,35%	27,51%	27,15%	23,20%	29,06%	23,90%	20,00%	26,80%
BONGO		177	128	237	174	290	202	208	150	201	266	176	222	2.431
CARNIVAL		10	17	23	16	26	12	16	14	18	17	24	20	213
CERATO		234	160	153	180	151	79	162	309	99	121	96	104	1.848
MOHAVE												1		1
OPTIMA												1		1
PICANTO				1				1						2
SORENTO		24	32	39	39	29	21	18	40	13	33	19	21	328
SOUL		21	27	20	24	29	8	20	16	52	79	33	29	358
SPORTAGE		417	351	237	418	363	275	387	294	277	472	311	280	4.082
NIRO		1												1
STINGER		1					1				2			4
OUTROS			2											2
 LAMBORGHINI	Total	4	2	2	7	3	2	2	1	3	3	3	1	33
	Share	0,16%	0,08%	0,08%	0,24%	0,10%	0,07%	0,07%	0,03%	0,11%	0,09%	0,11%	0,03%	0,10%
HURACAN COUPÉ		1			1	1						3		6
HURACAN SPYDER					1									1
AVENTADOR									1	1	1			3
URUS		3	2	2	5	2	2	2		2	2		1	23
 LAND ROVER	Total	195	190	193	207	199	228	337	430	252	246	242	368	3.087
	Share	7,88%	7,61%	7,65%	7,02%	6,43%	8,52%	11,42%	14,19%	8,86%	7,22%	8,75%	10,89%	8,92%
DEFENDER		1									1			2
DISCOVERY 4		60	41	31	26	38	45	80	74	60	70	70	89	684
DISCOVERY SPORT			1	4	12	10	10	18	5	4	1		3	68
EVOQUE		3	2	2		1		78	202	75	46	81	179	669
RANGE ROVER		5	5	7	8	6	7	13	13	14	11	1	1	91
RANGE ROVER SPORT		56	58	59	54	53	89	87	69	40	46	46	67	724
VELAR		70	83	90	107	91	77	61	67	59	71	44	29	849
 MASERATI	Total	3	0	2	1	4	6	1	3	1	2	2	3	28
	Share	0,12%	0,00%	0,08%	0,03%	0,13%	0,22%	0,03%	0,10%	0,04%	0,06%	0,07%	0,09%	0,08%
GRANTURISMO														0
LEVANTE		3		2	1	4	6		3	1	1	1	2	24
QUATTROPORTE								1						1
GRANCABRIO											1			1
GHIBLI												1	1	2


## EMPLACAMENTO DAS ASSOCIADAS ABEIFA - 2019

### VEÍCULOS IMPORTADOS

MARCA/MODELO		jan	fev	mar	abr	mai	jun	jul	ago	set	out	nov	dez	Total
 <b>MINI</b>	<b>Total</b>	151	157	108	116	127	134	107	137	137	143	142	169	1.628
	<b>Share</b>	6,10%	6,29%	4,28%	3,93%	4,10%	5,01%	3,62%	4,52%	4,82%	4,20%	5,13%	5,00%	4,71%
COOPER		7	6	3	8	11	16	8	16	12	14	7	11	119
COOPER CABRIO		5	5	2	5	7	11	6	9	10	5	5	2	72
COOPER 5P		14	3	5	2	4	7	3	8	4	7	13	10	80
COOPER S		27	27	31	22	22	23	20	32	30	29	35	41	339
COOPER S 5P		15	18	12	4	7	10	11	15	21	22	18	14	167
COOPER S CLUBMAN		2	2	3	2	3		4	1	3	3	4	9	36
COOPER S CABRIO		7	11	9	12	9	8	6	13	11	9	13	17	125
COOPER COUNTRYMAN		22	31	9	9	12	1	4	7	7	8	8	5	123
COOPER S COUNTRYMAN		20	26	15	29	20	27	20	13	9	11	9	9	208
COOPER JCW CABRIO		8	8	3	3	4	9	3	6	7	5	6	8	70
COOPER JCW COUNTRYMAN		4	1		5	2	5	5	5	3	10	6	14	60
COOPER SE COUNTRYMAN		5	6	3	6	12	7	11	7	10	5	6	13	91
COOPER HATCH JCW 3P		15	13	13	9	14	10	6	5	10	15	12	16	138
 <b>PORSCHE</b>	<b>Total</b>	127	101	101	103	122	159	224	120	188	194	218	192	1.849
	<b>Share</b>	5,13%	4,04%	4,00%	3,49%	3,94%	5,94%	7,59%	3,96%	6,61%	5,69%	7,88%	5,68%	5,34%
911		22	23	10	12	23	15	22	10	36	22	19	27	241
911 TURBO		2	3						1					6
918											1			1
BOXSTER		23	9	29	34	38	11	13	3	17	7	14	26	224
CAYENNE		47	56	37	47	37	42	32	39	31	56	73	65	562
CAYMAN		11	5	13	9	20	7	10		13	9	11	25	133
MACAN		2			1	2	84	147	67	65	71	31	26	496
PANAMERA		20	5	12		2				26	28	70	23	186
 <b>ROLLS ROYCE</b>	<b>Total</b>	0	0	0	2	0	0	0	0	0	0	0	0	2
	<b>Share</b>	0,00%	0,00%	0,00%	0,07%	0,00%	0,00%	0,00%	0,00%	0,00%	0,00%	0,00%	0,00%	0,01%
WRAITH					1									1
PHANTOM														0
DAWN														0
CULLINAN					1									1
 <b>SUZUKI</b>	<b>Total</b>	168	164	179	179	147	100	141	97	93	140	127	202	1.737
	<b>Share</b>	6,79%	6,57%	7,09%	6,07%	4,75%	3,74%	4,78%	3,20%	3,27%	4,11%	4,59%	5,98%	5,02%
GRAN VITARA														0
SWIFT			1											1
SCROSS		37	38	67	44	23	21	25	37	20	30	23	15	380
VITARA		131	125	112	135	124	79	113	60	73	98	95	94	1.239
JIMNY SIERRA								3			12	9	93	117

## EMPLACAMENTO DAS ASSOCIADAS ABEIFA - 2019

### VEÍCULOS IMPORTADOS

MARCA/MODELO		jan	fev	mar	abr	mai	jun	jul	ago	set	out	nov	dez	Total	
 VOLVO	Total	485	571	606	568	702	623	634	674	595	721	754	980	7.913	
	Share	19,60%	22,87%	24,01%	19,25%	22,69%	23,28%	21,48%	22,24%	20,91%	21,16%	27,26%	28,99%	22,87%	
Z40														0	
S60								10	47	10	48	114	144	373	
S80							1							1	
S90		1	5	2	3	1	6	8	7	13	3	3	7	59	
V40		30	46	34	42	50	39	43	32	15	32	53	9	425	
V60		8	6	4	7	19	10	10	12	8	12	7	13	116	
XC40		218	190	161	194	266	155	175	183	155	230	215	287	2.429	
XC60		176	252	296	228	267	328	295	294	312	304	277	413	3.442	
XC90		52	72	109	94	99	84	93	99	82	92	85	107	1.068	
OUTROS		Total	72	42	30	18	19	13	0	0	0	0	0	194	
<b>TOTAL IMPORTADOS ...</b>			<b>2.475</b>	<b>2.497</b>	<b>2.524</b>	<b>2.950</b>	<b>3.094</b>	<b>2.676</b>	<b>2.952</b>	<b>3.031</b>	<b>2.845</b>	<b>3.407</b>	<b>2.766</b>	<b>3.380</b>	<b>34.597</b>