










EMPLACAMENTO DAS ASSOCIADAS ABEIFA - 2022

VEÍCULOS IMPORTADOS

MARCA/MODELO		jan	fev	mar	abr	mai	jun	jul	ago	set	out	nov	dez	Total
 ASTON MARTIN	Total	1	0	3	4	1	2	1	5	0	0	0	0	17
	Share	0,08%	0,00%	0,21%	0,27%	0,06%	0,16%	0,07%	0,32%					0,15%
DBX					2		1		1					4
DBS									2					2
DB11									1					1
VANTAGE					2	1		1	1					5
VANTAGE F1		1		3			1							5
 BYD	Total	0	0	8	30	26	11	39	61	0	0	0	0	175
	Share	0,00%	0,00%	0,55%	2,00%	1,60%	0,89%	2,78%	3,87%					1,56%
E5														0
HAN					5									5
TAN				5	13	17	11	33	49					128
T3				3	12	8		6	5					34
D1						1			7					8
 CAO A CHERY	Total	0	0	0	0	0	11	19	102	0	0	0	0	132
	Share	0,00%	0,00%	0,00%	0,00%	0,00%	0,89%	1,36%	6,47%					1,17%
TIGGO 8														0
EXEED LX														0
EXEED VX														0
ICAR							11	19	102					132
 JAC MOTORS	Total	68	81	110	96	160	113	145	145	0	0	0	0	918
	Share	5,51%	6,64%	7,58%	6,40%	9,82%	9,19%	10,35%	9,19%					8,17%
T40		13	6	15	9	16	14	8	9					90
T50		3	3	4	4	2	4	9	10					39
T60		4	2	5	6	7	4	6	5					39
T80														0
T5														0
T8						2								2
V260		2	3	6	6	12	7	10	8					54
IEV20		3	3	4	3	1			1					15
IEV 330P					2		2		1					5
IEV750							3		6					9
E-JS1		30	50	72	37	72	56	88	73					478
E-JS4		13	14	4	29	36	18	24	29					167
E-J7						12	5		3					20
 JAGUAR	Total	37	26	32	9	22	7	10	21	0	0	0	0	164
	Share	3,00%	2,13%	2,20%	0,60%	1,35%	0,57%	0,71%	1,33%					1,46%
F-TYPE			7	11		3	1	2	8					32
E-PACE		25	14	7	2	5		2	6					61
F-PACE		9	4	12	6	10	5	3	5					54
IPACE		2	1	2	1	4	1	3	2					16
XE		1												1



EMPLACAMENTO DAS ASSOCIADAS ABEIFA - 2022

VEÍCULOS IMPORTADOS

MARCA/MODELO		jan	fev	mar	abr	mai	jun	jul	ago	set	out	nov	dez	Total
 KIA	Total	321	342	417	409	413	380	533	524	0	0	0	0	3.339
	Share	26,01%	28,06%	28,72%	27,27%	25,34%	30,89%	38,04%	33,23%					29,70%
BONGO		151	155	181	203	245	231	254	272					1.692
UK2500				1	3	11	5	4	5					29
CARNIVAL		49	41	28	32	27	28	25	31					261
CERATO		44	40	41	50	32	39	23	22					291
OPTIMA														0
PICANTO			1											1
SORENTO							1							1
SOUL							1							1
SPORTAGE		38	31	29	39	13	11	163	131					455
STINGER					1									1
RIO														0
EV6														0
STONIC		39	74	137	81	85	64	64	63					607
 LAND ROVER	Total	188	167	131	69	100	76	61	71	0	0	0	0	863
	Share	15,24%	13,70%	9,02%	4,60%	6,13%	6,18%	4,35%	4,50%					7,68%
DEFENDER		86	45	49	25	36	39	19	32					331
DISCOVERY 4		14	5	7	1	2	2	15	15					61
EVOQUE		2					1							3
RANGE ROVER														0
RANGE ROVER SPORT		60	100	72	40	62	34	26	10					404
VELAR		26	17	3	3			1	14					64
LR2														0
 MCLAREN	Total	0	1	3	0	1	2	0	0	0	0	0	0	7
	Share	0,00%	0,08%	0,21%	0,00%	0,06%	0,16%	0,00%	0,00%					0,06%
720S				1			1							2
765LT				2			1							3
GT			1											1
SENNA						1								1
 PORSCHE	Total	131	185	380	290	260	259	286	314	0	0	0	0	2.105
	Share	10,62%	15,18%	26,17%	19,33%	15,95%	21,06%	20,41%	19,91%					18,72%
911		5	11	23	26	38	54	37	11					205
911 TURBO		9	13	17	18	17	12	9	21					116
918									1					1
BOXSTER		10	23	12	21	8	2	4	1					81
TAYCAN		21	22	26	23	21	34	41	22					210
CAYENNE		18	30	103	75	81	61	79	115					562
CAYMAN		8	7	7	7	7	2	1	1					40
MACAN		46	56	176	111	81	74	73	118					735
PANAMERA		14	23	16	9	7	20	42	24					155

EMPLACAMENTO DAS ASSOCIADAS ABEIFA - 2022

VEÍCULOS IMPORTADOS

MARCA/MODELO		jan	fev	mar	abr	mai	jun	jul	ago	set	out	nov	dez	Total
 SUZUKI	Total	43	61	73	64	65	55	56	66	0	0	0	0	483
	Share	3,48%	5,00%	5,03%	4,27%	3,99%	4,47%	4,00%	4,19%					4,30%
SCROSS														0
JIMNY									4					4
JIMNY SIERRA		43	61	73	64	65	55	56	62					479
 VOLVO	Total	445	356	295	529	582	314	251	268	0	0	0	0	3.040
	Share	36,06%	29,20%	20,32%	35,27%	35,71%	25,53%	17,92%	16,99%					27,04%
C40		5	51	53	125	86	50	1	55					426
S60		2		1										3
S90		4	1											5
XC40		219	91	128	98	109	122	75	99					941
XC60		198	201	103	136	279	84	101	66					1.168
XC90		17	12	10	170	108	58	74	48					497
OUTROS		Total	0	0	0	0	0	0	0	0	0	0	0	0
TOTAL IMPORTADOS ...		1.234	1.219	1.452	1.500	1.630	1.230	1.401	1.577	0	0	0	0	11.243