









**VEÍCULOS IMPORTADOS**

MARCA/MODELO		jan	fev	mar	abr	mai	jun	jul	ago	set	out	nov	dez	Total	
 <b>BMW</b>	<b>Total</b>	290	268	235	112	188	415	369	393	0	0	0	0	2.270	
	<b>Share</b>	12,05%	10,03%	11,23%	14,89%	18,80%	16,27%	13,03%	14,53%					13,35%	
	SÉRIE 1	13	30	14	11	7	14	50	54						193
	SÉRIE 2		1	4	1	5	16	18	45						90
	SÉRIE 3	80	54	41	29	44	93	40	21						402
	SÉRIE 4		7	2	2	2	4	4	5						26
	SÉRIE 5	13	15	6	4	5	11	12	9						75
	SÉRIE 7	5	8	2	2	3	10	10	4						44
	I3	6	6	3		6	8	13	10						52
	I8	1		1		1			2						5
	X2	69	63	46	10	22	46	61	75						392
	X3	51	40	28	9	16	55	39	37						275
	X4	2	3	2	2	1	6	4	9						29
	X5	7	6	31	17	28	47	33	30						199
	X6		2	16	12	17	26	12	5						90
	X7	3	8	4	5	9	8	9	7						53
	M135I			12	3	4	15	10	17						61
M140I	1													1	
M2	2	7	6	1	4	17	12	19						68	
M235I					1	3	8	8						20	
M340I					1	9	12	19						41	
M4		1												1	
M5	2	2	3	1	1	2	5	7						23	
Z4	32	15	13	3	11	25	17	10						126	
M850I	3		1											4	
 <b>BYD</b>	<b>Total</b>	0	0	0	0	1	4	0	1	0	0	0	0	6	
	<b>Share</b>	0,00%	0,00%	0,00%	0,00%	0,10%	0,16%	0,00%	0,04%					0,04%	
	E5					1									1
T3							4		1					5	
 <b>CAOA CHERY</b>	<b>Total</b>	1	1	0	0	0	0	1	0	0	0	0	0	3	
	<b>Share</b>	0,04%	0,04%	0,00%	0,00%	0,00%	0,00%	0,04%	0,00%					0,02%	
	QQ	1													1
	TIGGO							1							1
S-18		1												1	
 <b>FERRARI</b>	<b>Total</b>	3	1	1	0	0	6	3	5	0	0	0	0	19	
	<b>Share</b>	0,12%	0,04%	0,05%	0,00%	0,00%	0,24%	0,11%	0,18%					0,11%	
	488 GTB														0
	488 SPIDER						1								1
	488 PISTA SPIDER	2					1	2							5
	488 PISTA COUPÉ			1			2		1						4
	812	1													1
	F8 TRIBUTO						1	1	1						3
	F12 TDF		1												1
PORTOFINO						1		3						4	





## EMPLACAMENTO DAS ASSOCIADAS ABEIFA - 2020

### VEÍCULOS IMPORTADOS

MARCA/MODELO		jan	fev	mar	abr	mai	jun	jul	ago	set	out	nov	dez	Total	
 <b>JAC MOTORS</b>	<b>Total</b>	124	149	63	21	23	45	65	55	0	0	0	0	545	
	<b>Share</b>	5,15%	5,58%	3,01%	2,79%	2,30%	1,76%	2,30%	2,03%					3,20%	
	J3			1											1
	S3				1										1
	T40	63	68	18	11	6	13	26	19						224
	T50	34	22	2	2	3	4	1	6						74
	T60	4	29	16	2	8	10	14	12						95
	T80	4	4	3				2							13
	T 6							1							1
	V260	10	14	8	2	2	10	20	13						79
	IEV20		1	5	2	3	4	3	2						20
	IEV40	9	11	9	1	1	1	1	2						35
	IEV60								1						1
	IEV 330P			1											1
 <b>JAGUAR</b>	<b>Total</b>	108	134	123	26	16	94	117	113	0	0	0	0	731	
	<b>Share</b>	4,49%	5,02%	5,88%	3,46%	1,60%	3,68%	4,13%	4,18%					4,30%	
	F-TYPE	6	7	3			3	2							21
	E-PACE	65	79	60	15	9	62	82	68						440
	F-PACE	26	20	42	5	6	20	22	36						177
	IPACE	8	22	7	4		5	6	6						58
	XE	1	4	4	1	1	2	3	2						18
	XE S	2													2
	XF		2	4				2	1						9
	XJ			3	1				1	1					6
	 <b>KIA MOTORS</b>	<b>Total</b>	593	599	484	133	166	401	580	641	0	0	0	0	3.597
<b>Share</b>		24,64%	22,43%	23,14%	17,69%	16,60%	15,72%	20,49%	23,71%					21,15%	
BONGO		221	229	197	61	65	177	299	349						1.598
CADENZA								1							1
CARNIVAL		4	25	16	3	4	15	10	5						82
CERATO		78	87	60	21	28	64	89	99						526
OPTIMA									1						1
SORENTO		9	16	17	1	2	5	12	9						71
SOUL		8	2	2			1	2	1						16
SPORTAGE		229	208	159	34	61	114	146	136						1.087
STINGER		2							2						4
RIO	42	32	33	13	6	25	21	39						211	
 <b>LAMBORGHINI</b>	<b>Total</b>	0	3	2	2	0	2	2	1	0	0	0	0	12	
	<b>Share</b>	0,00%	0,11%	0,10%	0,27%	0,00%	0,08%	0,07%	0,04%					0,07%	
	HURACAN COUPÉ			1											1
	HURACAN SPYDER				2		1	1							4
	AVENTADOR		1												1
URUS		2	1			1	1	1						6	




## EMPLACAMENTO DAS ASSOCIADAS ABEIFA - 2020

### VEÍCULOS IMPORTADOS

MARCA/MODELO	jan	fev	mar	abr	mai	jun	jul	ago	set	out	nov	dez	Total
 <b>LAND ROVER</b>	<b>Total</b>	263	323	299	94	133	413	494	349	0	0	0	2.368
	<b>Share</b>	<b>10,93%</b>	<b>12,09%</b>	<b>14,29%</b>	<b>12,50%</b>	<b>13,30%</b>	<b>16,19%</b>	<b>17,45%</b>	<b>12,91%</b>				<b>13,92%</b>
DEFENDER					1		22	93					116
DISCOVERY 4		63	63	47	15	13	82	95	65				443
DISCOVERY SPORT		1						1					2
EVOQUE		86	107	125	36	61	196	184	85				880
RANGE ROVER		6	8	10	3	5	10	8	6				56
RANGE ROVER SPORT		50	93	69	20	35	79	106	55				507
VELAR		57	52	48	20	18	46	79	44				364
 <b>MASERATI</b>	<b>Total</b>	1	3	0	0	0	0	1	2	0	0	0	7
	<b>Share</b>	<b>0,04%</b>	<b>0,11%</b>	<b>0,00%</b>	<b>0,00%</b>	<b>0,00%</b>	<b>0,00%</b>	<b>0,04%</b>	<b>0,07%</b>				<b>0,04%</b>
LEVANTE		1	3					1	2				7
QUATTROPORTE													0
GRANCABRIO													0
 <b>MINI</b>	<b>Total</b>	107	107	105	30	41	134	130	108	0	0	0	762
	<b>Share</b>	<b>4,45%</b>	<b>4,01%</b>	<b>5,02%</b>	<b>3,99%</b>	<b>4,10%</b>	<b>5,25%</b>	<b>4,59%</b>	<b>3,99%</b>				<b>4,48%</b>
COOPER		5	13	9	5	1	12	7	11				63
COOPER CABRIO				1									1
COOPER 5P		9	8	4		2	9	4	8				44
COOPER S		18	15	14	6	11	17	26	20				127
COOPER S 5P		12	15	26		5	13	14	14				99
COOPER CLUBMAN		5	4	1		1	1	6	2				20
COOPER S CLUBMAN		1					2						3
COOPER S CABRIO		9	8	6	3	3	11	12	9				61
COOPER COUNTRYMAN		5	4	8	2	1	18	12	8				58
COOPER S COUNTRYMAN		12	15	12	3	1	13	21	16				93
COOPER JCW CABRIO		5	7	6	3	1	7	5	5				39
COOPER JCW COUNTRYMAN		12	7	3	3	3	4	6					38
COOPER SE COUNTRYMAN		7	2	6	1	8	15	7	10				56
COOPER HATCH JCW 3P		7	9	9	4	4	12	10	5				60
 <b>PORSCHE</b>	<b>Total</b>	224	279	210	98	154	350	218	249	0	0	0	1.782
	<b>Share</b>	<b>9,31%</b>	<b>10,45%</b>	<b>10,04%</b>	<b>13,03%</b>	<b>15,40%</b>	<b>13,72%</b>	<b>7,70%</b>	<b>9,21%</b>				<b>10,48%</b>
911		73	98	91	45	61	126	60	43				597
911 TURBO													0
918		1											1
BOXSTER		33	45	35	15	16	19	23	28				214
TAYCAN						2							2
CAYENNE		60	81	54	19	34	100	49	46				443
CAYMAN		8	18	2		6	9	6	13				62
MACAN		41	33	23	13	29	85	65	94				383
PANAMERA		8	4	5	6	6	11	15	25				80

## EMPLACAMENTO DAS ASSOCIADAS ABEIFA - 2020

### VEÍCULOS IMPORTADOS

MARCA/MODELO		jan	fev	mar	abr	mai	jun	jul	ago	set	out	nov	dez	Total
 <b>ROLLS ROYCE</b>	<b>Total</b>	0	0	0	0	0	0	0	1	0	0	0	0	1
	<b>Share</b>	<b>0,00%</b>	<b>0,00%</b>	<b>0,00%</b>	<b>0,00%</b>	<b>0,00%</b>	<b>0,00%</b>	<b>0,00%</b>	<b>0,04%</b>					<b>0,01%</b>
WRAITH														0
PHANTOM														0
DAWN														0
CULLINAN									1					1
 <b>SUZUKI</b>	<b>Total</b>	147	153	105	28	57	88	160	142	0	0	0	0	880
	<b>Share</b>	<b>6,11%</b>	<b>5,73%</b>	<b>5,02%</b>	<b>3,72%</b>	<b>5,70%</b>	<b>3,45%</b>	<b>5,65%</b>	<b>5,25%</b>					<b>5,17%</b>
SCROSS		14	14	7	5	7	10	12	9					78
VITARA		61	55	41	13	20	23	50	48					311
JIMNY SIERRA		72	84	57	10	30	55	98	85					491
 <b>VOLVO</b>	<b>Total</b>	546	651	465	208	221	599	691	644	0	0	0	0	4.025
	<b>Share</b>	<b>22,68%</b>	<b>24,37%</b>	<b>22,23%</b>	<b>27,66%</b>	<b>22,10%</b>	<b>23,48%</b>	<b>24,41%</b>	<b>23,82%</b>					<b>23,67%</b>
S60		29	76	25	7	6	38	57	64					302
S80														0
S90		3	13	5	3	1	6	5	3					39
V40		3	2											5
V60		6	8	7	2	2	17	14	18					74
XC40		234	233	188	66	102	221	243	283					1.570
XC60		227	237	190	104	86	248	281	204					1.577
XC90		44	82	50	26	24	69	91	72					458
<b>TOTAL IMPORTADOS ...</b>		<b>2.407</b>	<b>2.671</b>	<b>2.092</b>	<b>752</b>	<b>1.000</b>	<b>2.551</b>	<b>2.831</b>	<b>2.704</b>	<b>0</b>	<b>0</b>	<b>0</b>	<b>0</b>	<b>17.008</b>