









EMPLACAMENTO DAS ASSOCIADAS ABEIFA - 2019
VEÍCULOS IMPORTADOS






MARCA/MODELO		jan	fev	mar	abr	mai	jun	jul	ago	set	out	nov	dez	Total
 BMW	Total	134	186	327	531	530	488	360	378	0	0	0	0	2.934
	Share	5,41%	7,45%	12,96%	18,00%	17,13%	18,24%	12,20%	12,47%					13,22%
SÉRIE 1		5	3	4	3	14	28	48	29					134
SÉRIE 2		1		1										2
SÉRIE 3		1												1
SÉRIE 4		7	2	5	2	1	5	2	5					29
SÉRIE 5		6	26	20	29	36	42	15	24					198
SÉRIE 7			1	3		1			1					6
I3		18	3	1		1	7	9	6					45
X1		1												1
X2		44	80	128	122	149	117	97	114					851
X3		17	22	30	73	49	31	41	68					331
X4		10	11	4	2	2	4		1					34
X5		4	4	73	87	71	57	20	13					329
X6		3	15	10	15	19	15	19	17					113
X7									5					5
M140I		3	4	1	7	5	3	3	4					30
M2		10	11	8	8	5	6	10	10					68
M235I														0
M240I														0
M3 SEDAN			1	5	4	4	2	1	1					18
M4		2		3		1	3	1	1					11
M5		2	1	4	6	8	3	6	2					32
M6			1											1
225I				1										1
330I				26	173	160	127	52	28					566
630I						1								1
Z4						3	36	34	45					118
528							1							1
M850I							1	2	2					5
M760Li									2					2
BMW			1											1
 BYD	Total	0	0	0	0	0	0	0	0	0	0	0	0	0
	Share	0,00%	0,00%	0,00%	0,00%	0,00%	0,00%	0,00%	0,00%	0,00%				0,00%
E5														0
T3														0
 CAOA CHERY	Total	0	0	0	0	1	0	0	21	0	0	0	0	22
	Share	0,00%	0,00%	0,00%	0,00%	0,03%	0,00%	0,00%	0,69%					0,10%
QQ						1			1					2
ARRIZO 5									20					20
 FERRARI	Total	0	4	1	2	8	2	4	0	0	0	0	0	21
	Share	0,00%	0,16%	0,04%	0,07%	0,26%	0,07%	0,14%	0,00%					0,09%
488 GTB						1								1
488 SPIDER			1		1	1								3
488 PISTA			2				1	2						5
812						1								1
CALIFORNIA						1								1
GTC4 LUSO						1	1							2
GTC4 LUSO T														0
F12 TDF			1						1					2
PORTOFINO				1	1	3		1						6

EMPLACAMENTO DAS ASSOCIADAS ABEIFA - 2019
VEÍCULOS IMPORTADOS



MARCA/MODELO		jan	fev	mar	abr	mai	jun	jul	ago	set	out	nov	dez	Total
 JAC MOTORS	Total	123	206	132	141	189	179	168	192	0	0	0	0	1.330
	Share	4,97%	8,25%	5,23%	4,78%	6,11%	6,69%	5,69%	6,33%					5,99%
	J3							1						1
	J3 TURIN		1						1					2
	J6 2.0 JETFLX 75		2	1										3
	S3		1											1
	S7					2	1							3
	T 140	2												2
	T40	75	117	91	103	97	63	96	112					754
	T50	36	65	8	4	59	88	52	53					365
	T80			15	22	17	6	6	8					74
	T 5	2	2		1		1		1					7
	V260	8	18	17	11	14	20	9	17					114
	IEV 6E							4						4
 JAGUAR	Total	128	157	133	224	155	144	162	155	0	0	0	0	1.258
	Share	5,17%	6,29%	5,27%	7,59%	5,01%	5,38%	5,49%	5,11%					5,67%
	F-TYPE	9	4	8	6	2	1	4	2					36
	E-PACE	62	97	83	149	93	55	79	88					706
	F-PACE	46	39	27	37	48	69	61	34					361
	IPACE				6	6	10	6	10					38
	XE S	11	16	14	25	5	9	11	18					109
	XF		1	1	1	1			1					5
	XJ							1	2					3
	 KIA MOTORS	Total	885	717	710	851	888	598	812	823	0	0	0	0
Share		35,76%	28,71%	28,13%	28,85%	28,70%	22,35%	27,51%	27,15%					28,31%
BONGO		177	128	237	174	290	202	208	150					1.566
CADENZA														0
CARENS														0
CARNIVAL		10	17	23	16	26	12	16	14					134
CERATO		234	160	153	180	151	79	162	309					1.428
MOHAVE														0
OPTIMA														0
PICANTO				1				1						2
QUORIS														0
SEDONA														0
SORENTO		24	32	39	39	29	21	18	40					242
SOUL		21	27	20	24	29	8	20	16					165
SPORTAGE		417	351	237	418	363	275	387	294					2.742
NIRO		1												1
STINGER	1					1							2	
OUTROS		2											2	
 LAMBORGHINI	Total	4	2	2	7	3	2	2	1	0	0	0	0	23
	Share	0,16%	0,08%	0,08%	0,24%	0,10%	0,07%	0,07%	0,03%					0,10%
	HURACAN COUPÉ	1			1	1								3
	HURACAN SPYDER				1									1
	AVENTADOR								1					1
URUS	3	2	2	5	2	2	2						18	

EMPLACAMENTO DAS ASSOCIADAS ABEIFA - 2019

VEÍCULOS IMPORTADOS

MARCA/MODELO		jan	fev	mar	abr	mai	jun	jul	ago	set	out	nov	dez	Total	
	LAND ROVER	Total	195	190	193	207	199	228	337	430	0	0	0	0	1.979
		Share	7,88%	7,61%	7,65%	7,02%	6,43%	8,52%	11,42%	14,19%					8,91%
	DEFENDER		1												1
	DISCOVERY 4		60	41	31	26	38	45	80	74					395
	DISCOVERY SPORT			1	4	12	10	10	18	5					60
	EVOQUE		3	2	2		1		78	202					288
	RANGE ROVER		5	5	7	8	6	7	13	14					65
	RANGE ROVER SPORT		56	58	59	54	53	89	87	68					524
VELAR		70	83	90	107	91	77	61	67					646	
	MASERATI	Total	3	0	2	1	4	6	1	3	0	0	0	0	20
		Share	0,12%	0,00%	0,08%	0,03%	0,13%	0,22%	0,03%	0,10%					0,09%
	GRANTURISMO														0
	LEVANTE		3		2	1	4	6		3					19
	QUATTROPORTE								1						1
	GRANCABRIO														0
GIBLI														0	
	MINI	Total	151	157	108	116	127	134	107	137	0	0	0	0	1.037
		Share	6,10%	6,29%	4,28%	3,93%	4,10%	5,01%	3,62%	4,52%					4,67%
	COOPER		7	6	3	8	11	16	8	16					75
	COOPER CABRIO		5	5	2	5	7	11	6	9					50
	COOPER 5P		14	3	5	2	4	7	3	8					46
	COOPER S		27	27	31	22	22	23	20	32					204
	COOPER S 5P		15	18	12	4	7	10	11	15					92
	COOPER S PACEMAN														0
	COOPER S CLUBMAN		2	2	3	2	3		4	1					17
	COOPER S CABRIO		7	11	9	12	9	8	6	13					75
	COOPER COUNTRYMAN		22	31	9	9	12	1	4	7					95
	COOPER S COUNTRYMAN		20	26	15	29	20	27	20	13					170
	COOPER JCW ROADSTER														0
	COOPER JCW CABRIO		8	8	3	3	4	9	3	6					44
	COOPER JCW COUNTRYMAN		4	1		5	2	5	5	5					27
	COOPER SE COUNTRYMAN		5	6	3	6	12	7	11	7					57
	COOPER HATCH JCW 3P		15	13	13	9	14	10	6	5					85
	COOPER S ROADSTER														0
COOPER RED BULL														0	
	PORSCHE	Total	127	101	101	103	122	159	224	120	0	0	0	0	1.057
		Share	5,13%	4,04%	4,00%	3,49%	3,94%	5,94%	7,59%	3,96%					4,76%
	911		22	23	10	12	23	15	22	10					137
	911 TURBO		2	3						1					6
	BOXSTER		23	9	29	34	38	11	13	3					160
	CAYENNE		47	56	37	47	37	42	32	39					337
	CAYMAN		11	5	13	9	20	7	10						75
	MACAN		2			1	2	84	147	67					303
	PANAMERA		20	5	12		2								39
	ROLLS ROYCE	Total	0	0	0	2	0	0	0	0	0	0	0	0	2
		Share	0,00%	0,00%	0,00%	0,07%	0,00%	0,00%	0,00%	0,00%					0,01%
	GHOST														0
	WRAITH					1									1
	PHANTOM														0
	DAWN														0
CULLINAN					1									1	

EMPLACAMENTO DAS ASSOCIADAS ABEIFA - 2019
VEÍCULOS IMPORTADOS

MARCA/MODELO		jan	fev	mar	abr	mai	jun	jul	ago	set	out	nov	dez	Total
 SUZUKI	Total	168	164	179	179	147	100	141	97	0	0	0	0	1.175
	Share	6,79%	6,57%	7,09%	6,07%	4,75%	3,74%	4,78%	3,20%					5,29%
GRAN VITARA														0
SWIFT			1											1
SCROSS		37	38	67	44	23	21	25	37					292
VITARA		131	125	112	135	124	79	113	60					879
JIMNY SIERRA								3						3
 VOLVO	Total	485	571	606	568	702	623	634	674	0	0	0	0	4.863
	Share	19,60%	22,87%	24,01%	19,25%	22,69%	23,28%	21,48%	22,24%					21,91%
240														0
S60								10	47					57
S80							1							1
S90		1	5	2	3	1	6	8	7					33
V40		30	46	34	42	50	39	43	32					316
V60		8	6	4	7	19	10	10	12					76
XC40		218	190	161	194	266	155	175	183					1.542
XC60		176	252	296	228	267	328	295	294					2.136
XC90		52	72	109	94	99	84	93	99					702
OUTROS	Total	72	42	30	18	19	13	0	0	0	0	0	0	194
TOTAL IMPORTADOS ...		2.475	2.497	2.524	2.950	3.094	2.676	2.952	3.031	0	0	0	0	22.199