









EMPLACAMENTO DAS ASSOCIADAS ABEIFA - 2024

VEÍCULOS IMPORTADOS

MARCA/MODELO		jan	fev	mar	abr	mai	jun	jul	ago	set	out	nov	dez	Total
 ASTON MARTIN	Total	1	0	0	1	0	0	0	0	0	0	0	0	2
	Share	0,02%	0,00%	0,00%	0,01%									
DBX		1												1
DBS														0
DBS770														0
VANTAGE					1									1
VANTAGE F1														0
VANTAGE V12														0
 BYD	Total	4.297	4.428	6.212	7.046	0	0	0	0	0	0	0	0	21.983
	Share	70,09%	73,65%	74,56%	77,97%									
E5														0
HAN		19	6		1									26
TAN		49	4	10	16									79
T3		5	5	3	81									94
D1					8									8
SONG PLUS		1.520	1.901	1.450	1.699									6.570
YUAN PLUS		274	225	224	196									919
DOLPHIN		1.819	1.807	1.706	1.619									6.951
DOLPHIN MINI			25	2.469	3.143									5.637
SEAL		611	455	350	283									1.699
 JAC MOTORS	Total	127	158	211	146	0	0	0	0	0	0	0	0	642
	Share	2,07%	2,63%	2,53%	1,62%									
T40		1	1		1									3
T50														0
T60														0
T80														0
T5														0
T8														0
V260				1										1
IEV20														0
IEV 330P		2												2
IEV350T														0
IEV750		3		8	2									13
E-JS1		111	140	194	135									580
E-JS4		2	3	1	1									7
E-J7		3		4	2									9
EJV5.5		5	14		5									24
HUNTER				3										3
 JAGUAR	Total	26	9	22	36	0	0	0	0	0	0	0	0	93
	Share	0,42%	0,15%	0,26%	0,40%									
F-TYPE		1	1	3	2									7
E-PACE		1		1	1									3
F-PACE		24	8	17	33									82
IPACE				1										1



EMPLACAMENTO DAS ASSOCIADAS ABEIFA - 2024

VEÍCULOS IMPORTADOS

MARCA/MODELO		jan	fev	mar	abr	mai	jun	jul	ago	set	out	nov	dez	Total
 KIA	Total	461	377	469	535	0	0	0	0	0	0	0	0	1.842
	Share	7,52%	6,27%	5,63%	5,92%									
BONGO		202	195	192	255									844
UK2500														0
CARNIVAL			2											2
CERATO				1										1
OPIRUS				1										1
MOHAVE														0
SORENTO					1									1
SOUL			1											1
SPORTAGE		122	88	107	80									397
STINGER														0
RIO														0
EV6														0
STONIC		56	42	109	147									354
NIRO		81	49	59	52									241
TELLURIDE														0
 LAND ROVER	Total	224	219	222	238	0	0	0	0	0	0	0	0	903
	Share	3,65%	3,64%	2,66%	2,63%									
DEFENDER		56	55	76	77									264
DISCOVERY		58	70	58	58									244
EVOQUE														0
RANGE ROVER		78	70	59	62									269
RANGE ROVER SPORT														0
VELAR		32	24	29	41									126
LR2														0
 MCLAREN	Total	3	1	4	1	0	0	0	0	0	0	0	0	9
	Share	0,05%	0,02%	0,05%	0,01%									
720S														0
750S		1												1
765LT														0
GT														0
ARTURA		2	1	4	1									8
P1														0
 PORSCHE	Total	295	451	516	537	0	0	0	0	0	0	0	0	1.799
	Share	4,81%	7,50%	6,19%	5,94%									
911		48	117	126	152									443
911 TURBO		32	39	33	52									156
BOXSTER		42	84	94	46									266
TAYCAN		22	9	10	6									47
CAYENNE		35	60	58	80									233
CAYMAN		14	30	29	28									101
MACAN		77	85	155	122									439
PANAMERA		25	27	11	51									114

EMPLACAMENTO DAS ASSOCIADAS ABEIFA - 2024

VEÍCULOS IMPORTADOS

MARCA/MODELO		jan	fev	mar	abr	mai	jun	jul	ago	set	out	nov	dez	Total
 SUZUKI	Total	29	31	76	59	0	0	0	0	0	0	0	0	195
	Share	0,47%	0,52%	0,91%	0,65%									0,66%
SCROSS														0
JIMNY		1	4	6	4									15
JIMNY SIERRA		28	27	70	55									180
 VOLVO	Total	668	338	600	438	0	0	0	0	0	0	0	0	2.044
	Share	10,90%	5,62%	7,20%	4,85%									6,93%
C40		83	32	124	50									289
S60														0
S90														0
XC40		192	81	84	66									423
XC60		285	166	282	203									936
XC90		108	59	110	88									365
EX30					31									31
OUTROS	Total	0	0	0	0	0	0	0	0	0	0	0	0	0
TOTAL IMPORTADOS ...		6.131	6.012	8.332	9.037	0	0	0	0	0	0	0	0	29.512