










EMPLACAMENTO DAS ASSOCIADAS ABEIFA - 2022

VEÍCULOS IMPORTADOS

MARCA/MODELO		jan	fev	mar	abr	mai	jun	jul	ago	set	out	nov	dez	Total
 ASTON MARTIN	Total	1	0	3	4	0	0	0	0	0	0	0	0	8
	Share	0,08%	0,00%	0,21%	0,27%									0,15%
DBX					2									2
VANTAGE					2									2
VANTAGE F1		1		3										4
 BYD	Total	0	0	8	30	0	0	0	0	0	0	0	0	38
	Share	0,00%	0,00%	0,55%	2,00%									0,70%
E5														0
HAN					5									5
TAN				5	13									18
T3				3	12									15
 CAOA CHERY	Total	0	0	0	0	0	0	0	0	0	0	0	0	0
	Share	0,00%	0,00%	0,00%	0,00%									0,00%
CIELO SEDAN														0
TIGGO 8														0
EXEED LX														0
EXEED VX														0
 JAC MOTORS	Total	68	81	110	96	0	0	0	0	0	0	0	0	355
	Share	5,51%	6,64%	7,58%	6,40%									6,57%
T40		13	6	15	9									43
T50		3	3	4	4									14
T60		4	2	5	6									17
T80														0
T 5														0
V260		2	3	6	6									17
IEV20		3	3	4	3									13
IEV40														0
IEV 330P					2									2
E-JS1		30	50	72	37									189
E-JS4		13	14	4	29									60
 JAGUAR	Total	37	26	32	9	0	0	0	0	0	0	0	0	104
	Share	3,00%	2,13%	2,20%	0,60%									1,92%
F-TYPE			7	11										18
E-PACE		25	14	7	2									48
F-PACE		9	4	12	6									31
IPACE		2	1	2	1									6
XE		1												1



EMPLACAMENTO DAS ASSOCIADAS ABEIFA - 2022

VEÍCULOS IMPORTADOS

MARCA/MODELO		jan	fev	mar	abr	mai	jun	jul	ago	set	out	nov	dez	Total
 KIA	Total	321	342	417	409	0	0	0	0	0	0	0	0	1.489
	Share	26,01%	28,06%	28,72%	27,27%									
BONGO		151	155	181	203									690
UK2500				1	3									4
CARNIVAL		49	41	28	32									150
CERATO		44	40	41	50									175
OPTIMA														0
PICANTO			1											1
SORENTO														0
SOUL														0
SPORTAGE		38	31	29	39									137
STINGER					1									1
RIO														0
EV6														0
STONIC		39	74	137	81									331
 LAND ROVER	Total	188	167	131	69	0	0	0	0	0	0	0	0	555
	Share	15,24%	13,70%	9,02%	4,60%									
DEFENDER		86	45	49	25									205
DISCOVERY 4		14	5	7	1									27
EVOQUE		2												2
RANGE ROVER														0
RANGE ROVER SPORT		60	100	72	40									272
VELAR		26	17	3	3									49
LR2														0
 MCLAREN	Total	0	1	3	0	0	0	0	0	0	0	0	0	4
	Share	0,00%	0,08%	0,21%	0,00%									
720S				1										1
765LT				2										2
GT			1											1
P1														0
 PORSCHE	Total	131	185	380	290	0	0	0	0	0	0	0	0	986
	Share	10,62%	15,18%	26,17%	19,33%									
911		5	11	23	26									65
911 TURBO		9	13	17	18									57
918														0
BOXSTER		10	23	12	21									66
TAYCAN		21	22	26	23									92
CAYENNE		18	30	103	75									226
CAYMAN		8	7	7	7									29
MACAN		46	56	176	111									389
PANAMERA		14	23	16	9									62

EMPLACAMENTO DAS ASSOCIADAS ABEIFA - 2022

VEÍCULOS IMPORTADOS

MARCA/MODELO		jan	fev	mar	abr	mai	jun	jul	ago	set	out	nov	dez	Total
 SUZUKI	Total	43	61	73	64	0	0	0	0	0	0	0	0	241
	Share	3,48%	5,00%	5,03%	4,27%									4,46%
SCROSS														0
VITARA														0
JIMNY SIERRA		43	61	73	64									241
 VOLVO	Total	445	356	295	529	0	0	0	0	0	0	0	0	1.625
	Share	36,06%	29,20%	20,32%	35,27%									30,06%
C40		5	51	53	125									234
S60		2		1										3
S90		4	1											5
XC40		219	91	128	98									536
XC60		198	201	103	136									638
XC90		17	12	10	170									209
OUTROS	Total	0	0	0	0	0	0	0	0	0	0	0	0	0
TOTAL IMPORTADOS ...		1.234	1.219	1.452	1.500	0	0	0	0	0	0	0	0	5.405