










EMPLACAMENTO DAS ASSOCIADAS ABEIFA - 2021

VEÍCULOS IMPORTADOS






MARCA/MODELO		jan	fev	mar	abr	mai	jun	jul	ago	set	out	nov	dez	Total
 ASTON MARTIN	Total	0	0	0	0	0	0	0	0	0	0	0	0	0
	Share	0,00%	0,00%	0,00%	0,00%									0,00%
DBS														0
VANTAGE														0
 BMW	Total	315	224	210	312	0	0	0	0	0	0	0	0	1.061
	Share	15,67%	12,15%	9,71%	13,89%									
SÉRIE 1		3			1									4
SÉRIE 2		7	1	2	2									12
SÉRIE 3		23	31	26	5									85
SÉRIE 5		8	6	2	9									25
SÉRIE 7		6	13	15	17									51
I3		32	12	16	9									69
I8														0
X2		7	25	36	58									126
X3		64	16	18	52									150
X4			2		1									3
X5		105	43	15	38									201
X6		19	10	4	11									44
X7		4	3	3	11									21
M135I		8	11	21	22									62
M2				10	14									24
M235I		8	8	5	14									35
M340I		6	14	9	4									33
M760LI			1	2										3
M5		2	1											3
M8		1	3	4	2									10
Z4		12	24	22	42									100
M850I														0
 BYD	Total	5	7	14	1	0	0	0	0	0	0	0	0	27
	Share	0,25%	0,38%	0,65%	0,04%									
E5		5	5		1									11
T3			2	14										16
 CAOA CHERY	Total	0	0	0	1	0	0	0	0	0	0	0	0	1
	Share	0,00%	0,00%	0,00%	0,04%									
TIGGO 8					1									1
S-18														0
 FERRARI	Total	4	2	2	2	0	0	0	0	0	0	0	0	10
	Share	0,20%	0,11%	0,09%	0,09%									
488 PISTA SPIDER		1												1
812 GTS					1									1
F8 TRIBUTO		1		1										2
F8 SPIDER		1	2		1									4
GTC4LUSSO		1												1
SF90 STRADALE				1										1

EMPLACAMENTO DAS ASSOCIADAS ABEIFA - 2021

VEÍCULOS IMPORTADOS




MARCA/MODELO		jan	fev	mar	abr	mai	jun	jul	ago	set	out	nov	dez	Total
 JAC MOTORS	Total	83	58	82	64	0	0	0	0	0	0	0	0	287
	Share	4,13%	3,15%	3,79%	2,85%									3,47%
	T40	33	24	33	26									116
	T50	13	11	14	11									49
	T60	8	9	15	16									48
	T80	3	3	5	4									15
	V260	11	9	13	4									37
	IEV20	9	2	2	3									16
	IEV40	5												5
	IEV60													0
IEV 330P	1												1	
 JAGUAR	Total	28	28	12	11	0	0	0	0	0	0	0	0	79
	Share	1,39%	1,52%	0,55%	0,49%									0,96%
	F-TYPE	11	14	6	7									38
	E-PACE	3	1	1										5
	F-PACE	6	5	3	1									15
	IPACE	8	8	2	3									21
	XE													0
	XE S													0
	XF													0
	XJ													0
 KIA MOTORS	Total	393	330	284	326	0	0	0	0	0	0	0	0	1.333
	Share	19,55%	17,90%	13,13%	14,51%									16,13%
	BONGO	95	112	92	142									441
	UK2500			1	1									2
	CADENZA													0
	CARNIVAL	4	1	1										6
	CERATO	127	69	40	43									279
	OPTIMA			1										1
	PICANTO													0
	SORENTO	15	9	9	10									43
	SELTOS													0
	SOUL													0
	SPORTAGE	101	96	112	112									421
	STINGER	1		1										2
RIO	50	43	27	18									138	
 LAMBORGHINI	Total	1	0	2	1	0	0	0	0	0	0	0	0	4
	Share	0,05%	0,00%	0,09%	0,04%									0,05%
	HURACAN COUPÉ													0
	HURACAN SPYDER	1												1
	AVENTADOR				1									1
URUS			2										2	

VEÍCULOS IMPORTADOS

MARCA/MODELO		jan	fev	mar	abr	mai	jun	jul	ago	set	out	nov	dez	Total
	LAND ROVER	Total	155	416	292	371	0	0	0	0	0	0	0	1.234
		Share	7,71%	22,56%	13,50%	16,51%								
DEFENDER			62	82	73	59								276
DISCOVERY 4			1	1	2	50								54
EVOQUE			53	239	117	125								534
RANGE ROVER			4	14	12	9								39
RANGE ROVER SPORT			19	70	73	78								240
VELAR			16	10	15	49								90
LR2						1								1
	MASERATI	Total	1	1	1	3	0	0	0	0	0	0	0	6
		Share	0,05%	0,05%	0,05%	0,13%								
LEVANTE			1	1	1	2								5
GHIBLI						1								1
	MCLAREN	Total	0	0	5	2	0	0	0	0	0	0	0	7
		Share	0,00%	0,00%	0,23%	0,09%								
720S					1									1
765LT					3	1								4
GT					1									1
P1						1								1
	MINI	Total	106	77	66	57	0	0	0	0	0	0	0	306
		Share	5,27%	4,18%	3,05%	2,54%								
COOPER			6	4	2	1								13
COOPER 5P			2	3	4	1								10
COOPER S			15	16	11	9								51
COOPER S 5P			12	14	7	5								38
COOPER CLUBMAN			1	4	4	4								13
COOPER S CABRIO			3	4	1	6								14
COOPER COUNTRYMAN			17	10	5	5								37
COOPER JCW CABRIO			4	3		1								8
COOPER JCW COUNTRYMAN			11	8	5	4								28
COOPER SE COUNTRYMAN			22	7	20	20								69
COOPER HATCH JCW 3P			13	4	7	1								25
COOPER JCW GP3														0
	PORSCHE	Total	169	200	380	370	0	0	0	0	0	0	0	1.119
		Share	8,41%	10,85%	17,57%	16,47%								
911			32	62	86	157								337
911 TURBO			31	13	11	5								60
918					1									1
BOXSTER			23	5	28	38								94
TAYCAN			34	73	49	14								170
CAYENNE			1	18	75	52								146
CAYMAN			6	7	11	14								38
MACAN			41	21	117	60								239
PANAMERA			1	1	2	30								34

EMPLACAMENTO DAS ASSOCIADAS ABEIFA - 2021

VEÍCULOS IMPORTADOS

MARCA/MODELO		jan	fev	mar	abr	mai	jun	jul	ago	set	out	nov	dez	Total
 ROLLS ROYCE	Total	0	0	0	0	0	0	0	0	0	0	0	0	0
	Share	0,00%	0,00%	0,00%	0,00%									0,00%
WRAITH														0
CULLINAN														0
 SUZUKI	Total	106	116	86	69	0	0	0	0	0	0	0	0	377
	Share	5,27%	6,29%	3,98%	3,07%									4,56%
SCROSS		15	11	14	8									48
VITARA		34	35	23	23									115
JIMNY SIERRA		57	70	49	38									214
 VOLVO	Total	644	385	727	657	0	0	0	0	0	0	0	0	2.413
	Share	32,04%	20,88%	33,61%	29,24%									
S60		52	28	9	10									99
S90		8	3		2									13
XC40		306	158	351	326									1.141
XC60		227	178	243	223									871
XC90		51	18	124	96									289
TOTAL IMPORTADOS ...		2.010	1.844	2.163	2.247	0	0	0	0	0	0	0	0	8.264