














**EMPLACAMENTO DAS ASSOCIADAS ABEIFA - 2019**  
**VEÍCULOS IMPORTADOS**

MARCA/MODELO		jan	fev	mar	abr	mai	jun	jul	ago	set	out	nov	dez	Total
 <b>BMW</b>	<b>Total</b>	134	186	327	531	0	0	0	0	0	0	0	0	1.178
	<b>Share</b>	5,41%	7,45%	12,96%	17,99%									
SÉRIE 1		5	3	4	3									15
SÉRIE 2		1		1										2
SÉRIE 3		1												1
SÉRIE 4		7	2	5	2									16
SÉRIE 5		6	26	20	29									81
SÉRIE 6														0
SÉRIE 7			1	3										4
I3		18	3	1										22
I8														0
X1		1												1
X2		44	80	128	122									374
X3		17	22	30	73									142
X4		10	11	4	2									27
X5		4	4	73	87									168
X6		3	15	10	15									43
M135I														0
M140I		3	4	1	7									15
M2		10	11	8	8									37
M235I														0
M240I														0
M3 SEDAN			1	5	4									10
M4		2		3										5
M5		2	1	4	6									13
M6			1											1
225I				1										1
330I				26	173									199
BMW			1											1
 <b>BYD</b>	<b>Total</b>	0	0	0	0	0	0	0	0	0	0	0	0	0
	<b>Share</b>	0,00%	0,00%	0,00%	0,00%									0,00%
E5														0
E6														0
T3														0
 <b>CAOA CHERY</b>	<b>Total</b>	0	0	0	0	0	0	0	0	0	0	0	0	0
	<b>Share</b>	0,00%	0,00%	0,00%	0,00%									0,00%
CELER														0
CELER SEDAN														0
S-18														0
TIGGO														0
 <b>FERRARI</b>	<b>Total</b>	0	2	1	2	0	0	0	0	0	0	0	0	5
	<b>Share</b>	0,00%	0,08%	0,04%	0,07%									0,05%
458														0
488 GTB														0
488 SPIDER			1		1									2
488 PISTA														0
812														0
GTC4 LUSO														0
GTC4 LUSO T														0
F12 TDF			1											1
PORTOFINO				1	1									2




**EMPLACAMENTO DAS ASSOCIADAS ABEIFA - 2019**  
**VEÍCULOS IMPORTADOS**

MARCA/MODELO		jan	fev	mar	abr	mai	jun	jul	ago	set	out	nov	dez	Total	
 <b>JAC MOTORS</b>	<b>Total</b>	123	206	132	141	0	0	0	0	0	0	0	0	602	
	<b>Share</b>	<b>4,97%</b>	<b>8,26%</b>	<b>5,23%</b>	<b>4,78%</b>									<b>5,76%</b>	
	J3 TURIN		1												1
	J6 2.0 JETFLEX 7S		2	1											3
	S3		1												1
	T 140	2													2
	T40	75	117	91	103										386
	T50	36	65	8	4										113
	T80			15	22										37
	T 5	2	2		1										5
	T 6														0
	T 8														0
	V260	8	18	17	11										54
 <b>JAGUAR</b>	<b>Total</b>	128	157	133	224	0	0	0	0	0	0	0	0	642	
	<b>Share</b>	<b>5,17%</b>	<b>6,29%</b>	<b>5,27%</b>	<b>7,59%</b>									<b>6,15%</b>	
	F-TYPE	9	4	8	6										27
	E-PACE	62	97	83	149										391
	F-PACE	46	39	27	37										149
	IPACE				6										6
	XE S	11	16	14	25										66
	XF		1	1	1										3
	XFR														0
 <b>KIA MOTORS</b>	<b>Total</b>	885	717	710	852	0	0	0	0	0	0	0	0	3.164	
	<b>Share</b>	<b>35,76%</b>	<b>28,74%</b>	<b>28,13%</b>	<b>28,87%</b>									<b>30,29%</b>	
	BONGO	177	128	237	174										716
	CADENZA														0
	CARENS														0
	CARNIVAL	10	17	23	16										66
	CERATO	234	160	153	180										727
	MOHAVE														0
	OPTIMA														0
	PICANTO			1											1
	QUORIS														0
	SEDONA														0
	SORENTO	24	32	39	39										134
	SOUL	21	27	20	24										92
	SPORTAGE	417	351	237	419										1.424
	NIRO	1													1
STINGER	1													1	
OUTROS		2												2	
 <b>LAMBORGHINI</b>	<b>Total</b>	4	2	2	7	0	0	0	0	0	0	0	0	15	
	<b>Share</b>	<b>0,16%</b>	<b>0,08%</b>	<b>0,08%</b>	<b>0,24%</b>									<b>0,14%</b>	
	HURACAN COUPÉ	1			1										2
	HURACAN SPYDER				1										1
	AVENTADOR														0
URUS	3	2	2	5										12	

**EMPLACAMENTO DAS ASSOCIADAS ABEIFA - 2019**  
**VEÍCULOS IMPORTADOS**

MARCA/MODELO		jan	fev	mar	abr	mai	jun	jul	ago	set	out	nov	dez	Total	
 <b>LAND ROVER</b>	<b>Total</b>	195	190	193	207	0	0	0	0	0	0	0	0	785	
	<b>Share</b>	<b>7,88%</b>	<b>7,62%</b>	<b>7,65%</b>	<b>7,01%</b>									<b>7,52%</b>	
	DEFENDER	1													1
	DISCOVERY 4	60	41	31	26										158
	DISCOVERY SPORT		1	4	12										17
	EVOQUE	3	2	2											7
	RANGE ROVER	5	5	7	8										25
	RANGE ROVER SPORT	56	58	59	54										227
VELAR	70	83	90	107										350	
 <b>LIFAN</b>	<b>Total</b>	72	42	30	18	0	0	0	0	0	0	0	0	162	
	<b>Share</b>	<b>2,91%</b>	<b>1,68%</b>	<b>1,19%</b>	<b>0,61%</b>									<b>1,55%</b>	
	FOISON				1										1
	LF 530		1	1	1										3
	X60	53	30	26	10										119
	X70														0
X80	19	11	3	6										39	
 <b>MASERATI</b>	<b>Total</b>	3	0	2	1	0	0	0	0	0	0	0	0	6	
	<b>Share</b>	<b>0,12%</b>	<b>0,00%</b>	<b>0,08%</b>	<b>0,03%</b>									<b>0,06%</b>	
	GRANTURISMO														0
	LEVANTE	3		2	1										6
	QUATTROPORTE														0
	GRANCABRIO														0
Ghibli														0	
 <b>MINI</b>	<b>Total</b>	151	157	108	116	0	0	0	0	0	0	0	0	532	
	<b>Share</b>	<b>6,10%</b>	<b>6,29%</b>	<b>4,28%</b>	<b>3,93%</b>									<b>5,09%</b>	
	COOPER	7	6	3	8										24
	COOPER CABRIO	5	5	2	5										17
	COOPER 5P	14	3	5	2										24
	COOPER S	27	27	31	22										107
	COOPER S 5P	15	18	12	4										49
	COOPER S PACEMAN														0
	COOPER S CLUBMAN	2	2	3	2										9
	COOPER S CABRIO	7	11	9	12										39
	COOPER COUNTRYMAN	22	31	9	9										71
	COOPER S COUNTRYMAN	20	26	15	29										90
	COOPER JCW ROADSTER														0
	COOPER JCW CABRIO	8	8	3	3										22
	COOPER JCW COUNTRYMAN	4	1		5										10
	COOPER SE COUNTRYMAN	5	6	3	6										20
COOPER HATCH JCW 3P	15	13	13	9										50	
COOPER S ROADSTER														0	
COOPER RED BULL														0	
 <b>PORSCHE</b>	<b>Total</b>	127	101	101	103	0	0	0	0	0	0	0	0	432	
	<b>Share</b>	<b>5,13%</b>	<b>4,05%</b>	<b>4,00%</b>	<b>3,49%</b>									<b>4,14%</b>	
	911	22	23	10	12										67
	911 TURBO	2	3												5
	BOXSTER	23	9	29	34										95
	CAYENNE	47	56	37	47										187
	CAYMAN	11	5	13	9										38
	MACAN	2			1										3
PANAMERA	20	5	12											37	

**EMPLACAMENTO DAS ASSOCIADAS ABEIFA - 2019**  
**VEÍCULOS IMPORTADOS**

MARCA/MODELO		jan	fev	mar	abr	mai	jun	jul	ago	set	out	nov	dez	Total
 <b>ROLLS ROYCE</b>	<b>Total</b>	0	0	0	2	0	0	0	0	0	0	0	0	2
	<b>Share</b>	<b>0,00%</b>	<b>0,00%</b>	<b>0,00%</b>	<b>0,07%</b>									<b>0,02%</b>
GHOST														0
WRAITH					1									1
PHANTOM														0
DAWN														0
CULLINAN					1									1
 <b>SUZUKI</b>	<b>Total</b>	168	164	179	179	0	0	0	0	0	0	0	0	690
	<b>Share</b>	<b>6,79%</b>	<b>6,57%</b>	<b>7,09%</b>	<b>6,07%</b>									<b>6,61%</b>
GRAN VITARA														0
SWIFT			1											1
SCROSS		37	38	67	44									186
VITARA		131	125	112	135									503
GVITARA														0
 <b>VOLVO</b>	<b>Total</b>	485	571	606	568	0	0	0	0	0	0	0	0	2.230
	<b>Share</b>	<b>19,60%</b>	<b>22,89%</b>	<b>24,01%</b>	<b>19,25%</b>									
240														0
S60														0
S90		1	5	2	3									11
V40		30	46	34	42									152
V60		8	6	4	7									25
XC40		218	190	161	194									763
XC60		176	252	296	228									952
XC90		52	72	109	94									327
<b>TOTAL IMPORTADOS ...</b>		<b>2.475</b>	<b>2.495</b>	<b>2.524</b>	<b>2.951</b>	<b>0</b>	<b>0</b>	<b>0</b>	<b>0</b>	<b>0</b>	<b>0</b>	<b>0</b>	<b>0</b>	<b>10.445</b>